MUT 1001
FUNDAMENTALS OF MUSIC

Federico Bonacossa, Instructor
fbonacos@fiu.edu

Shira Amiel, Learning Assistant
samie001@fiu.edu

UNIT 5
ADDITIONAL SUBDIVISIONS, SYNCOPATION, COMMON TUPLETS

AUGMENTATION DOTS

Augmentation dots (placed to the right of a note or rest) extend a duration by half of its value.



Ex. 5-1

AUGMENTATION DOTS



Ex. 5-2

TIES

Using a tie you can combine multiple note values to create any duration. This allows you to do two very important things:

1) create note values that would otherwise be impossible to represent

2) extend the duration of a note beyond the barline



Ex. 5-3

SYNCOPATION

A syncopation occurs when the expected resolution of a rhythm is avoided.

SYNCOPATION

The simplest example of a syncopation is a rhythm comprised of three note values with the following relationship:

x 2x x

“x” can be any note value

SYNCOPATION

some examples of syncompations



Ex. 5-4

extended syncompation



Ex. 5-5

SYNCOPATION



Ex. 5-6

TUPLETS

As we have seen, a basic note duration can be easily divided into 2, 4, 8, etc. However, it is often necessary to divide a value into 3, 5, 6, 7 etc. We can achieve this using tuplets.

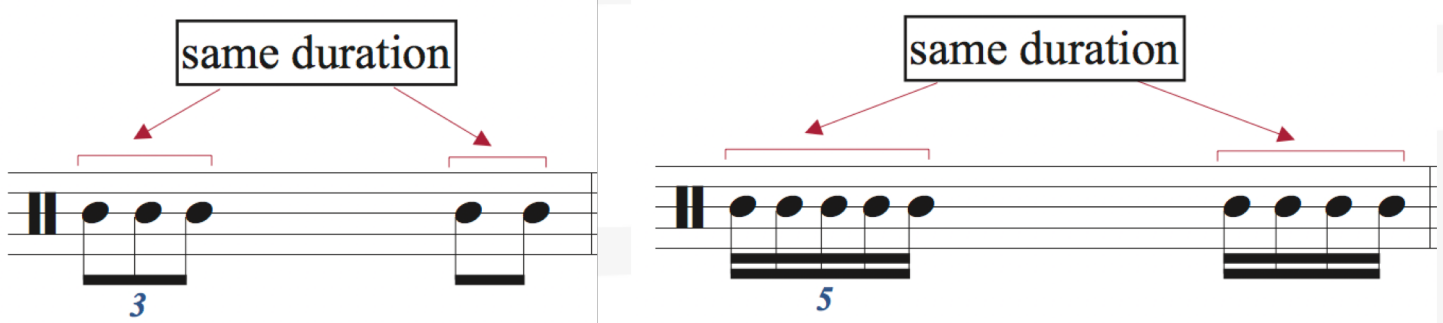

Ex. 5-7

TUPLETS



Ex. 5-8

CLASS PRACTICE

Compose two 10-12 bar rhythmic etudes.
Use a simple meter such as 4/4, 3/4, or 2/4.

Include all of the following in each etude:
-ties
-augmentation dots
-tuplets (triplets or quintuplets)

have a classmate perform your etudes, then perform theirs