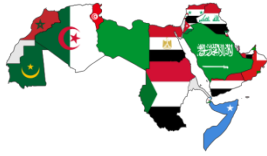


FLY WITH ARABIC



BELAL JOUNDEYA

RENAISSANCE ACADEMY

Table of Contents

Unit number	Unit name	Page number
	Preface	iii
Unit one	I am student in Renaissance Academy	1-12
Unit two	Weather around the world	13-23
Unit three	I only like health food	24-35
Unit four	I am a player in Real Salt lake	36-47
Unit five	School subjects	48-61
Unit six	My daily routine	62-72
Unit seven	I like shopping.	73-85
Unit eight	Travel and transportation	86-99

Preface

Dear Students,

I am so excited to present this textbook “Fly with Arabic”. This is the best title I thought of because I think that we can reach high levels of proficiency in Arabic this year.

The book contains eight units and the materials are designed to cover approximately 120 classes. Each unit gives attention to all skills: listening, reading, writing, speaking and culture. They use the basic building blocks of vocabulary and grammar in the format of drills and activities.

The writing activities are related to the speaking and listening activities, making them more connected and easy to understand. Most of the drills are open answer format to allow more creativity in producing different skills. This provides opportunities to go further with the language.

Vocabulary is an important element of building proficiency. It would be great if you can prepare the vocabulary at the beginning of each unit before class. This will allow us to have more time on using these vocabularies in the content, maximizing the time of learning in the class.

Grammar is integrated naturally in the speaking and conversations rather focusing on the rules and structures. This approach will help us to learn the language itself and become more fluent in conversation.

Each chapter has a summary of culture related to the unit. This will help you to integrate language with the cultural context.

At the end of each unit there is a self- assessment checklist to help you monitor and measure your progress during the unit. It will be great if you can go to this page often to evaluate your progress.

I hope this textbook will help make your experience with learning Arabic fun, challenging, and joyful.

Sincerely,

Belal Joundeya

Self-Assessment/ Unit 1

Day: _____

Date: _____


Check the box that matches your ability ☒

Number	Statement	I CAN	This is my goal
1	I can greet others appropriately.		
2	I can reply to others greeting.		
3	I can ask others how they doing.		
4	I can tell how I am doing.		
5	I can ask others where are they from?		
6	I can tell where I am from.		
7	I can ask others where they live.		
8	I can tell where I live?		
9	I can tell where I study.		
10	I can ask others where they study.		
11	I can ask others about their jobs		
12	I can tell my job.		
13	I can name my family members.		
14	I can ask others about their family, Where they live, what they do etc....		
15	I can talk about my family members: What they work, where they live etc.....		
16	I can tell my nationality		
17	I can ask others about their nationality		
18	I can name the classroom objects.		
19	I can describe the classroom objects.		
20	I can understand a conversation about personal information.		
21	I can describe my school, my house, my state, my country and my family.		
22	I can name the world continent.		
23	I can name 10 Arabic countries.		
24	I can tell the population of the Arab world		
25	I can tell the population of 5 Arabic countries		
26	I can identify more than five Arabic flags		

أنا طالبة في مدرسة النهضة



محاسب



طالب



مهندس



مترجم



مزارع



مطرب



صحفي



رجل أعمال




طباخة



نجار



شرطي



طيار

COMMUNICATIVE BASIC (1)

مرحبتين

مرحبا



الحمد لله

كيف حالك



ما إسمك

إسمي نور



أنت من أين؟

أنا من قطر



www.shutterstock.com · 59434753

أنا مهندس

ماذا تعمل



مع السلامة

مع السلامة أمي



COMMUNICATIVE BASIC (2)



من ولاية يوتا



أنا من أمريكا




في مدرسة النهضة



أنا طالب



أمي شرطية



أبي أستاذ

MATCH EACH PICTURE IN (أ) WITH AN APPROPRIATE WORD IN (ب)

أ



ب

طالب

شرطي

مطرب

نجار

طيار

صحفي

PRACTICE USING THE VOCABULARY BY GIVING INFORMATION ABOUT YOURSELF:

- ١ - أبي يعمل .
 ٢ - أُمي تعمل .
 ٣ - أنا من .
 ٤ - أنا بدي أصبح .
 ٥ - زكريا في مدرسة النهضة
 ٦ - أنا ويوسف في المدرسة.

Listening: Watch and listen:

WATCH AND LISTEN AGAIN, THEN COMPLETE:

- ١ - الإسم .
 ٢ - تسكن في .
 ٣ - الأب يعمل .
 ٤ - الأم تعمل .
 ٥ - تدرس في .

Watch and guess

شاهدوا و تخمنوا :

THIS TIME, TRY TO GUESS THE MEANING OF THE FOLLOWING WORDS:

- ١ - تونسية
 ٢ - من أصل

Complete the following verbs in the table:

أنا	أحب	أدرس	أسكن
هو			
هي			

A. DESCRIBE THESE PEOPLE AND OBJECTS. YOU MAY CHOOSE FROM THE LIST OF THE ADJECTIVES BELOW OR USE YOUR OWN.

- ١ - يوتا ولاية . _____
 ٢ - أسكن في بيت . _____
 ٣ - جامعة يوتا . _____
 ٤ - أمي . _____
 ٥ - أبي . _____
 ٦ - ليهاي مدينة . _____
- جميلة طويل كبيرة صغير نحيفة
 وسيم أمريكية تونسي بعيدة نظيفة

B. DESCRIBE AS MANY OF THE THINGS IN THE CLASSROOM AS YOU CAN USING NOUNS AND ADJECTIVES:

- ١ - السبورة . _____
 ٢ - الشباك . _____
 ٣ - الباب . _____
 ٤ - الطاولة . _____
 ٥ - الكرسي . _____

PUT EACH OF THE FOLLOWING WORDS IN A MEANINGFUL SENTENCE:

تمرين ٤

- ١ - ولاية . _____
 ٢ - أوروبا . _____
 ٣ - جميل . _____
 ٤ - أمريكا اللاتينية . _____
 ٥ - آسيا . _____
 ٦ - إفريقيا . _____
 ٧ - يعمل . _____

LISTEN TO THE STORY AGAIN AND FILL IN THE BLANKS BELOW.

أنا _____ مونة. أنا أمريكية _____ مصري .
 _____ في ولاية _____ في مدينة _____
 _____ . أبي _____ يعمل _____
 في شركة _____ . وأمي _____ تعمل _____
 في _____ النهضة. أنا طالبة _____
 في _____ المدرسة _____ فيها _____ . أنا
 أحب اللغة العربية _____ .

REARRANGE THE FOLOWONG WORDS TO MAKE A MEANINGFUL SENTENCE.

١- ولاية - يوتا - في - أنا

٢- أمريكا اللاتينية - جدتي - من

٣- أدرس - النهضة - مدرسة - في - أنا

CIRLCE THE WORDS THAT SHOULD GO IN THE FOLLOWING BLANKS.

١. أنا أسكن _____ ولاية يوتا.

أ- في ب- من

٢. أبي _____ صحفي.

أ- يعمل ب- تعمل

٣. أنا _____ في مدرسة النهضة.

أ- أدرس ب- تدرس

WRITE THE NAME OF EACH PICTURE IN ARABIC.



۱.




۲.



۳.



۴.



۵.



. ٦



. ٧



. ٨



. ٩



. ١٠

WRITE A PARAGRAPH TALKING ABOUT YOUR SELF (YOUR NAME, JOB, AGE, COUNTRY, STATE, FAMILY MEMBERS AND THEIR JOBS).

REMEMBER THESE VOCABULARIES.

ولاية

أيضا

جامعة

نفس

آسيا

يوتا

اوروبا

أفريقيا

مدينة

النهضة

قارة

طباخ



Color the flags and fill in Arabic script the following table.

Population	Continent	Country name	Flag

“ARABS”

An Arab is a person whose language is Arabic, who lives in an Arabic-speaking country, and who is in sympathy with the aspirations of the Arabic-speaking peoples.



The Population



Egypt



Comoros

