

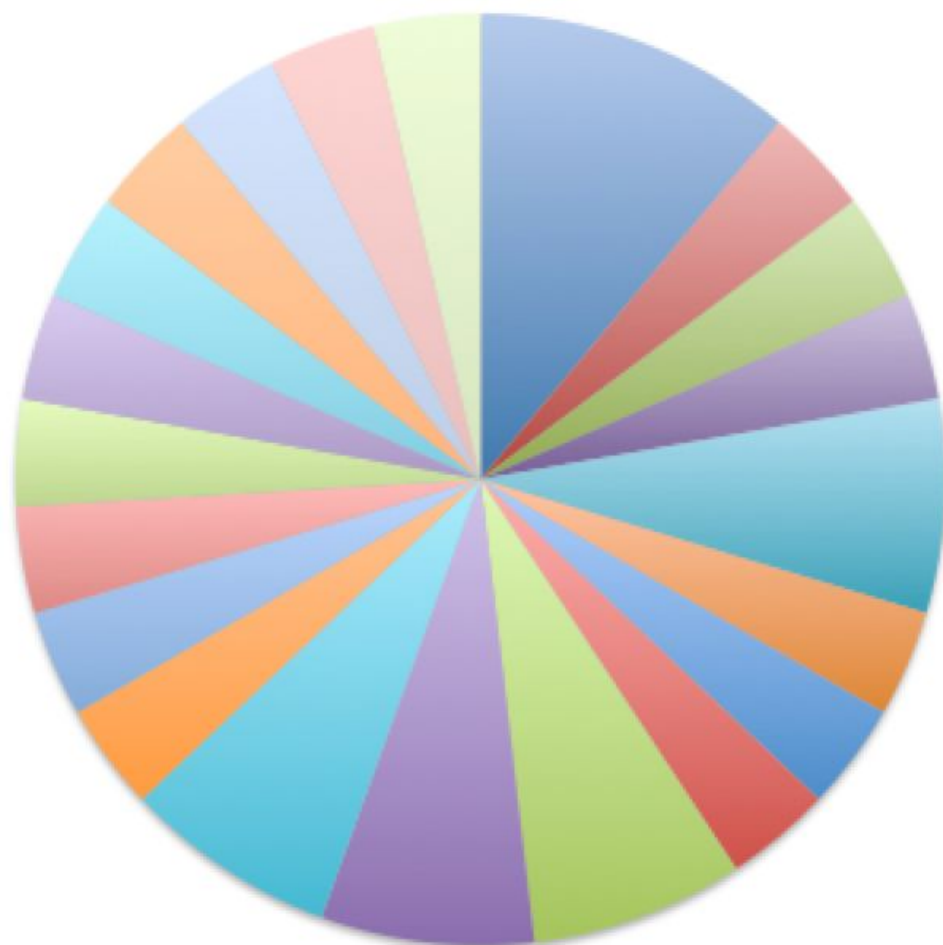


# BRAINSTORMING & DESIGN

**App Authors Day 2**

LAST TIME...





- YouTube
- Crossy Road
- Prodigy
- Facetime
- Musical.ly
- My Singing Monsters
- Tiny Defense
- Color Switch
- Rolling Sky
- Piggy Boom
- Slither
- Instagram
- Snapchat
- Dubsmash
- Stupid Zombies
- Hair Salon
- Rail Rush
- Mito.is
- Jurassic Park Builder
- Swiftly
- Roblox

TODAY

**Let's start planning our apps.**



DEFINE THE  
NEED





DEFINE THE NEED



BRAINSTORM

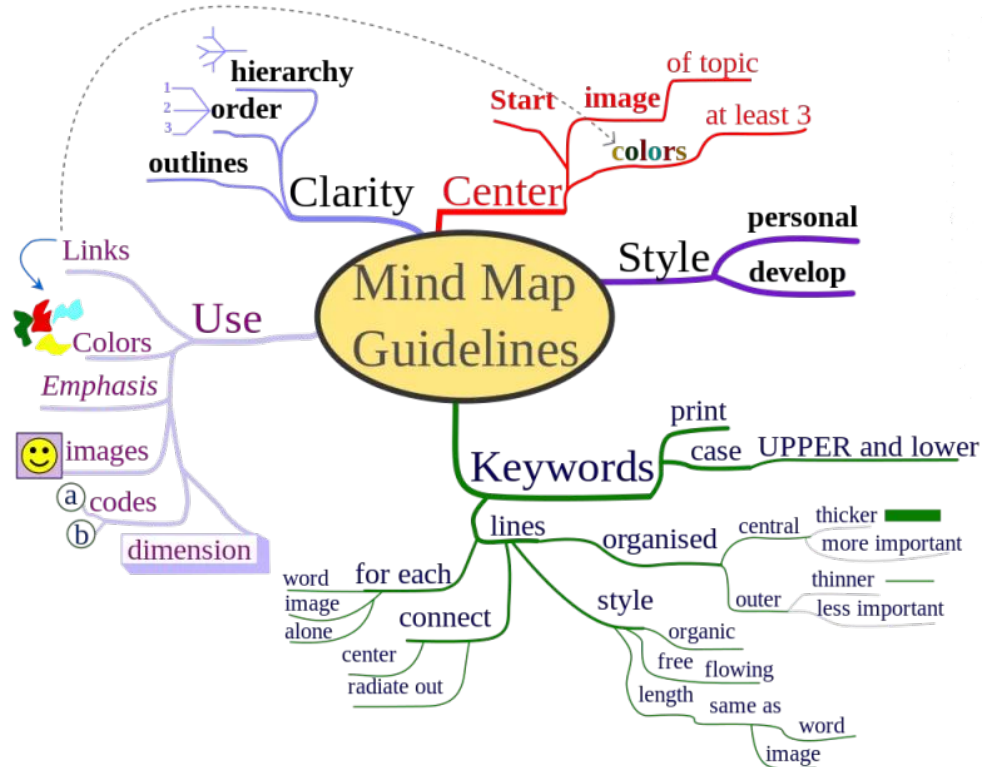




BRAINSTORMING



# WAYS TO BRAINSTORM:





DESIGN





DESIGN

DESIGN



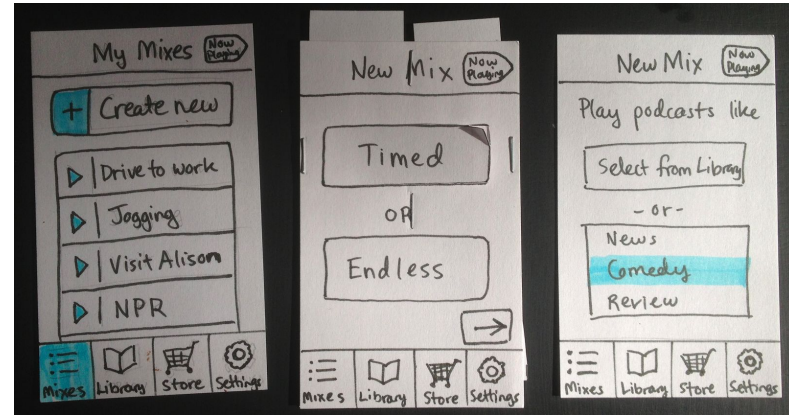
# Rapid Prototyping

## Part 1: Paper Prototyping

PAPER PROTOTYPING

# PAPER PROTOTYPING GUIDELINES

1. USE ONLY 4 SCREENS.  
Challenge yourself.
2. Use color!
3. Make sure your user can get between screens and back to home.



NEXT TIME:

**Create screens in App Lab.**

Socrative.com

Student login: APPAUTHORS

END OF THE DAY REFLECTION