
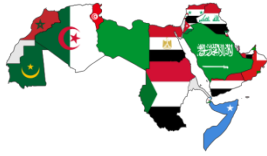


FLY WITH ARABIC



BELAL JOUNDEYA

RENAISSANCE ACADEMY

Table of Contents

Unit number	Unit name	Page number
	Preface	iii
Unit one	I am student in Renaissance Academy	1-12
Unit two	Weather around the world	13-23
Unit three	I only like health food	24-35
Unit four	I am a player in Real Salt lake	36-47
Unit five	School subjects	48-61
Unit six	My daily routine	62-72
Unit seven	I like shopping.	73-85
Unit eight	Travel and transportation	86-99

Preface

Dear Students,

I am so excited to present this textbook “Fly with Arabic”. This is the best title I thought of because I think that we can reach high levels of proficiency in Arabic this year.

The book contains eight units and the materials are designed to cover approximately 120 classes. Each unit gives attention to all skills: listening, reading, writing, speaking and culture. They use the basic building blocks of vocabulary and grammar in the format of drills and activities.

The writing activities are related to the speaking and listening activities, making them more connected and easy to understand. Most of the drills are open answer format to allow more creativity in producing different skills. This provides opportunities to go further with the language.

Vocabulary is an important element of building proficiency. It would be great if you can prepare the vocabulary at the beginning of each unit before class. This will allow us to have more time on using these vocabularies in the content, maximizing the time of learning in the class.

Grammar is integrated naturally in the speaking and conversations rather focusing on the rules and structures. This approach will help us to learn the language itself and become more fluent in conversation.

Each chapter has a summary of culture related to the unit. This will help you to integrate language with the cultural context.

At the end of each unit there is a self- assessment checklist to help you monitor and measure your progress during the unit. It will be great if you can go to this page often to evaluate your progress.

I hope this textbook will help make your experience with learning Arabic fun, challenging, and joyful.

Sincerely,

Belal Joundeya

Self-Assessment/ Unit 6

Day: _____

Date: _____

Check the box that matches your ability ☒

Number	Statement	I CAN	This is my goal
1	I can talk about my daily routine.		
2	I can ask others about their daily routine.		
3	I can talk about my morning routine.		
4	I can ask others about their morning routine.		
5	I can tell what I did recently.		
6	I can ask others about what they did recently.		
7	I can talk about what things I usually like to do.		
8	I can ask others what they like to do.		
9	I can describe what others doing.		
10	I can talk about the places I like to go.		
11	I can ask others about the places they like to go.		
12	I can talk about the things my family does.		
13	I can ask others about what their family does.		
14	I can understand a conversation about daily routine and verbs.		
15	I can talk about what Arabs like to do in spare time.		
16	I can talk about what Americans like to do in spare time.		

روتيني اليومي



©Toys to Grow On



© Mystic Arts, LLC



أقرأ

أكتب

أشاهد

أشرب




أحلم

أنام

أتحمم

أستيقظ



أسرق

أفكر

أشتري

أضحك

COMMUNICATIVE BASIC (1)

أغسل وجهي



www.shutterstock.com · 2997291

أستيقظ صباحا



أتحمم



أفرشي أسناني



أتناول الفطور



© Alex Bannykh · www.ClipartOf.com/1051986

ألبس ملابس



© BNP Design Studio · www.ClipartOf.com/1049857

COMMUNICATIVE BASIC (2)

أدرس في المدرسة



أذهب إلى المدرسة



أحل واجباتي




أرجع إلى البيت



أذهب للنوم



أتناول العشاء



MATCH EACH PICTURE IN (أ) WITH AN APPROPRIATE WORD IN (ب)

أ



ب

أشاهد

أكتب

أشرب

أحلم

أسرق

أتحمم

PRACTICE USING THE VOCABULARY BY GIVING INFORMATION ABOUT YOURSELF:

- ١- أنا أذهب إلى المدرسة _____.
- ٢- أتناول الفطور الساعة _____.
- ٣- أنام الساعة _____.
- ٤- أشاهد التلفزيون _____.
- ٥- أستيقظ الساعة _____.
- ٦- أتناول الغداء في _____.

Listening: Watch and listen:

WATCH AND LISTEN AGAIN, THEN COMPLETE:

- ١ - هي طالبة في _____.
- ٢ - تذهب إلى المدرسة _____.
- ٣ - هي تحب _____.
- ٤ - هي لا تحب _____.
- ٥ - أفضل حصة بالنسبة لها _____.

Watch and guess

شاهدوا وخنموا :

THIS TIME, TRY TO GUESS THE MEANING OF THE FOLLOWING WORDS:

- ١ - حصة _____
- ٢ - في الأسبوع _____

A. DESCRIBE THESE COUNTRIES AND CITIES. YOU MAY CHOOSE FROM THE LIST S BELOW OR USE YOUR OWN.

- ١- أنا _____ دجاج البارحة.
- ٢- أنا _____ التلفزيون في المساء.
- ٣- أنا _____ إلى السينما في العطلة.
- ٤- أنا _____ في الصباح كل يوم.
- ٥- أنا _____ موسيقى كل يوم.
- ٦- أنا _____ واجباتي في المساء.
- عصير أذهب أأشاهد أأكلت
- أركض أسمع أأجلب أأحل

B. CONNECT WHAT THE BOY ASKS WITH THE GIRLS RESPON

- أين ذهبت البارحة؟
- ماذا أكلت الاسبوع الماضي؟
- متى ذهبت إلى المدرسة؟
- سمك
- إلى المدرسة
- الساعة ٨،٣٠

PUT EACH OF THE FOLLOWING WORDS IN A MEANINGFUL SENTENCE:

- ١ - أكل
- ٢ - كل يوم
- ٣ - ألعب
- ٤ - أذهب
- ٥ - الأسبوع الماضي

LISTEN TO THE STORY AGAIN AND FILL IN THE BLANKS BELOW.

أنا _____ الساعة _____ صباحاً. أتناول _____
ثم _____ إلى _____ أتناول _____ حوالي _____
_____ . ألعب _____ مع _____ بعد _____
_____ . وبعد ذلك _____ إلى _____ الساعة _____
_____ أتناول _____ مع _____ ثم _____
واجباتي, وبعد ذلك _____

REARRANGE THE FOLLOWING WORDS TO MAKE A MEANINGFUL SENTENCE.

تمرين ٦

١- كل يوم - المدرسة - إلى - أذهب - أنا

٢- الكنيسة - أنا - الأحد - يوم - إلى - أذهب

٣- المستشفى - الأسبوع الماضي - إلى - ذهبت - أنا

CIRCLE THE WORDS THAT SHOULD GO IN THE FOLLOWING BLANKS.

تمرين ٧

١. أنا _____ كرة سلة كل يوم.

أ- لعبت ب- ألعب

٢. أنا _____ إلى المدرسة كل يوم.

أ- أذهب ب- ذهبت

٣. أنا _____ موسيقى البارحة.

أ- أسمع ب- سمعت

WRITE THE NAME OF EACH PICTURE IN ARABIC.



١.




٢.




٣.



٤.



٥.




. ٦



. ٧



. ٨



. ٩



. ١٠

WRITE A PARAGRAPH TALKING ABOUT YOUR DAILY ROUTINE , THINGS YOU LIKE TO DO AND THINGS YOU DON'T LIKE TO DO.

REMEMBER THESE VOCABULARIES.

أستيقظ

أحلم

أنام

أتحمم

ألعب

أقرأ

أكتب

أشاهد

أسرق

أفكر

أشتري

أضحك

What Arabs do at free time?



Kids playing soccer in Lebya



Family camping in the desert