Challenge B1

Give your informative speech
about your life, culture or hobby

Challenge B1

Give your informative speech
about your life, culture or hobby

Challenge B1

Give your informative speech
about your life, culture or hobby

Challenge B1

Give your informative speech
about your life, culture or hobby

Challenge B1

Give your informative speech
about your life, culture or hobby

Challenge B1

Give your informative speech
about your life, culture or hobby

Challenge B1

Give your informative speech
about your life, culture or hobby

Challenge B1

Give your informative speech
about your life, culture or hobby

Challenge B1

Give your informative speech
about your life, culture or hobby

Challenge B1

Give your informative speech
about your life, culture or hobby

Challenge O1

What is your demonstration topic?

Challenge O1

What is your demonstration topic?

Challenge O1

What is your demonstration topic?

Challenge O1

What is your demonstration topic?

Challenge O1

What is your demonstration topic?

Challenge O1

What is your demonstration topic?

Challenge O1

What is your demonstration topic?

Challenge O1

What is your demonstration topic?

Challenge O1

What is your demonstration topic?

Challenge O1

What is your demonstration topic?

Challenge O2

List your vocabulary, duration and visual aid for your demonstration

★★★★★
★★

$$$

Challenge O2

List your vocabulary, duration and visual aid for your demonstration

★★★★★
★★

$$$

Challenge O2

List your vocabulary, duration and visual aid for your demonstration

★★★★★
★★

$$$

Challenge O2

List your vocabulary, duration and visual aid for your demonstration

★★★★★
★★

$$$

Challenge O2

List your vocabulary, duration and visual aid for your demonstration

★★★★★
★★

$$$

Challenge O2

List your vocabulary, duration and visual aid for your demonstration

★★★★★
★★

$$$

Challenge O2

List your vocabulary, duration and visual aid for your demonstration

★★★★★
★★

$$$

Challenge O2

List your vocabulary, duration and visual aid for your demonstration

★★★★★
★★

$$$

Challenge O2

List your vocabulary, duration and visual aid for your demonstration

★★★★★
★★

$$$

Challenge O3

Explain your thesis

with its supporting facts

Challenge O3

Explain your thesis

with its supporting facts

Challenge O3

Explain your thesis

with its supporting facts

Challenge O3

Explain your thesis

with its supporting facts

Challenge O3

Explain your thesis

with its supporting facts

Challenge O3

Explain your thesis

with its supporting facts

Challenge O3

Explain your thesis

with its supporting facts

Challenge O3

Explain your thesis

with its supporting facts

Challenge O3

Explain your thesis

with its supporting facts

Challenge O3

Explain your thesis

with its supporting facts

Challenge O4

Organize your presentation

with transitions and signposts

Challenge O4

Organize your presentation

with transitions and signposts

Challenge O4

Organize your presentation

with transitions and signposts

Challenge O4

Organize your presentation

with transitions and signposts

Challenge O4

Organize your presentation

with transitions and signposts

Challenge O4

Organize your presentation

with transitions and signposts

Challenge O4

Organize your presentation

with transitions and signposts

Challenge O4

Organize your presentation

with transitions and signposts

Challenge O4

Organize your presentation

with transitions and signposts

Challenge O4

Organize your presentation

with transitions and signposts

Challenge O4

Explain your thesis

with its supporting facts

★★★★★

★★

$$$

Challenge O4

Explain your thesis

with its supporting facts

★★★★★

★★

$$$

Challenge O4

Explain your thesis

with its supporting facts

★★★★★

★★

$$$

Challenge O4

Explain your thesis

with its supporting facts

★★★★★

★★

$$$

Challenge O4

Explain your thesis

with its supporting facts

★★★★★

★★

$$$

Challenge O4

Explain your thesis

with its supporting facts

★★★★★

★★

$$$

Challenge O4

Explain your thesis

with its supporting facts

★★★★★

★★

$$$

Challenge O4

Explain your thesis

with its supporting facts

★★★★★

★★

$$$

Challenge O4

Explain your thesis

with its supporting facts

★★★★★

★★

$$$

Challenge O5

Demonstrate your skills or knowledge that will instruct the audience something!

We have A Winner

Challenge O5

Demonstrate your skills or knowledge that will instruct the audience something!

We have A Winner

Challenge O5

Demonstrate your skills or knowledge that will instruct the audience something!

We have A Winner

Challenge O5

Demonstrate your skills or knowledge that will instruct the audience something!

We have A Winner

Challenge O5

Demonstrate your skills or knowledge that will instruct the audience something!

We have A Winner

Challenge O5

Demonstrate your skills or knowledge that will instruct the audience something!

We have A Winner

Challenge O5

Demonstrate your skills or knowledge that will instruct the audience something!

We have A Winner

Challenge O5

Demonstrate your skills or knowledge that will instruct the audience something!

We have A Winner

Challenge O5

Demonstrate your skills or knowledge that will instruct the audience something!

We have A Winner

Challenge O5

Demonstrate your skills or knowledge that will instruct the audience something!

We have A Winner

Challenge G1

Present persuasive idea to get hired

Challenge G1

Present persuasive idea to get hired

Challenge G1

Present persuasive idea to get hired

Challenge G1

Present persuasive idea to get hired

Challenge G1

Present persuasive idea to get hired

Challenge G1

Present persuasive idea to get hired

Challenge G1

Present persuasive idea to get hired

Challenge G1

Present persuasive idea to get hired

Challenge G1

Present persuasive idea to get hired

Challenge G1

Present persuasive idea to get hired

Challenge G2

Who is your audience?

Challenge G2

Who is your audience?

Challenge G2

Who is your audience?

Challenge G2

Who is your audience?

Challenge G2

Who is your audience?

Challenge G2

Who is your audience?

Challenge G2

Who is your audience?

Challenge G2

Who is your audience?

Challenge G2

Who is your audience?

Challenge G2

Who is your audience?

Challenge G3

List some of the persuasive vocabulary

Challenge G3

List some of the persuasive vocabulary

Challenge G3

List some of the persuasive vocabulary

Challenge G3

List some of the persuasive vocabulary

Challenge G3

List some of the persuasive vocabulary

Challenge G3

List some of the persuasive vocabulary

Challenge G3

List some of the persuasive vocabulary

Challenge G3

List some of the persuasive vocabulary

Challenge G3

List some of the persuasive vocabulary

Challenge G3

List some of the persuasive vocabulary

Challenge G4

List the
key points

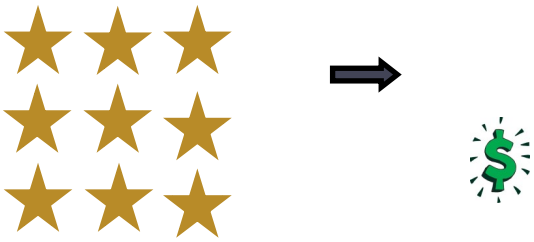

Challenge G4

List the
key points

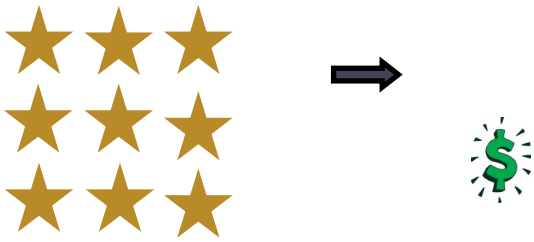

Challenge G4

List the
key points

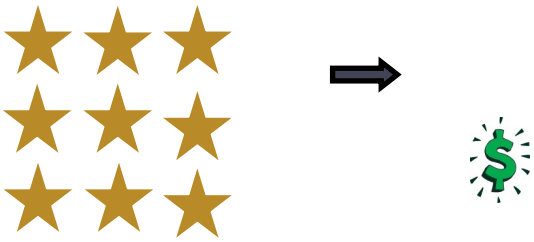

Challenge G4

List the
key points

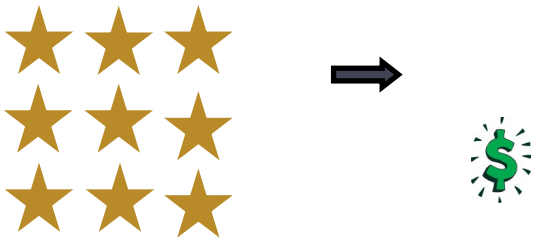

Challenge G4

List the
key points

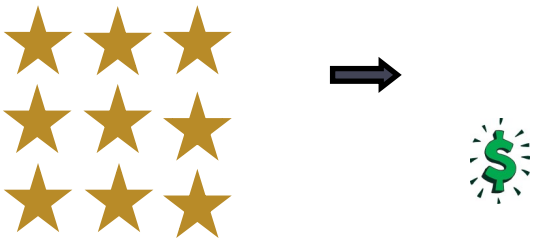

Challenge G4

List the
key points

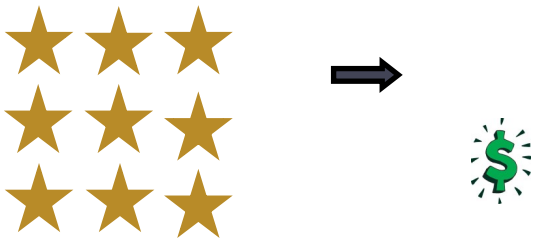

Challenge G4

List the
key points

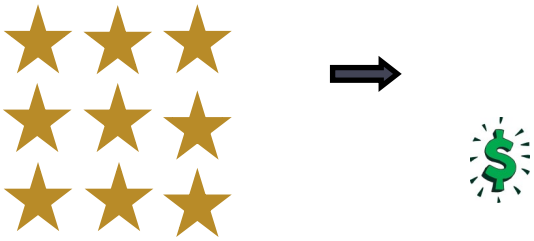

Challenge G4

List the
key points

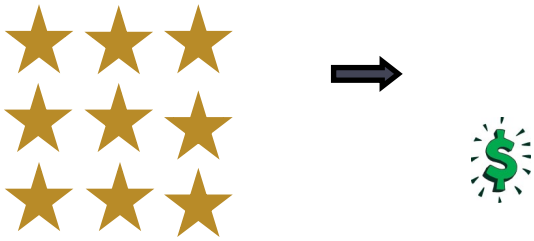

Challenge G4

List the
key points

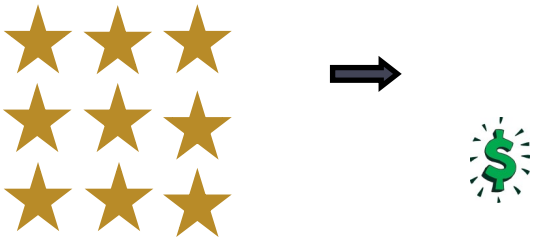

Challenge G4

List the
key points

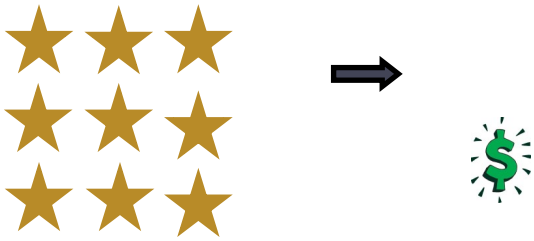

Challenge G5

Explain your visual aid

Challenge G5

Explain your visual aid

Challenge G5

Explain your visual aid

Challenge G5

Explain your visual aid

Challenge G5

Explain your visual aid

Challenge G5

Explain your visual aid

Challenge G5

Explain your visual aid

Challenge G5

Explain your visual aid

Challenge G5

Explain your visual aid

Challenge G6

Give your thesis statement

Challenge G6

Give your thesis statement

Challenge G6

Give your thesis statement

Challenge G6

Give your thesis statement

Challenge G6

Give your thesis statement

Challenge G6

Give your thesis statement

Challenge G6

Give your thesis statement

Challenge G6

Give your thesis statement

Challenge G6

Give your thesis statement

Challenge G6

Give your thesis statement

Challenge G7

Organize your persuasion

Challenge G7

Organize your persuasion

Challenge G7

Organize your persuasion

Challenge G7

Organize your persuasion

Challenge G7

Organize your persuasion

Challenge G7

Organize your persuasion

Challenge G7

Organize your persuasion

Challenge G7

Organize your persuasion

Challenge G7

Organize your persuasion

Challenge G7

Organize your persuasion

Challenge G8

List your supporting evidence

Challenge G8

List your supporting evidence

Challenge G8

List your supporting evidence

Challenge G8

List your supporting evidence

Challenge G8

List your supporting evidence

Challenge G8

List your supporting evidence

Challenge G8

List your supporting evidence

Challenge G8

List your supporting evidence

Challenge G8

List your supporting evidence

Challenge G8

List your supporting evidence

Challenge G9

List your opposing points

Challenge G9

List your opposing points

Challenge G9

List your opposing points

Challenge G9

List your opposing points

Challenge G9

List your opposing points

Challenge G9

List your opposing points

Challenge G9

List your opposing points

Challenge G9

List your opposing points

Challenge G9

List your opposing points

Challenge G9

List your opposing points

Challenge G10

Present your draft for the interview

Challenge G10

Present your draft for the interview

Challenge G10

Present your draft for the interview

Challenge G10

Present your draft for the interview

Challenge G10

Present your draft for the interview

Challenge G10

Present your draft for the interview

Challenge G10

Present your draft for the interview

Challenge G10

Present your draft for the interview

Challenge G10

Present your draft for the interview

Challenge G10

Present your draft for the interview

Challenge G11

Persuade the audience to give you a job

We have A Winner

Challenge G11

Persuade the audience to give you a job

We have A Winner

Challenge G11

Persuade the audience to give you a job

We have A Winner

Challenge G11

Persuade the audience to give you a job

We have A Winner

Challenge G11

Persuade the audience to give you a job

We have A Winner

Challenge G11

Persuade the audience to give you a job

We have A Winner

Challenge G11

Persuade the audience to give you a job

We have A Winner

Challenge G11

Persuade the audience to give you a job

We have A Winner

Challenge G11

Persuade the audience to give you a job

We have A Winner

Challenge G11

Persuade the audience to give you a job

We have A Winner

Pick a card B1

Why we speak?

The general purpose of any speech is to inform, to entertain, to persuade or honor

When a person defines, describes, explain and instruct it is called
informative speech

To find a specific purpose, one has to focus on the measurable behavior change

Pick a verb to describe specifically how the audience will change to identify the special purpose.

Pick a card B1

Why we speak?

The general purpose of any speech is to inform, to entertain, to persuade or honor

When a person defines, describes, explain and instruct it is called
informative speech

To find a specific purpose, one has to focus on the measurable behavior change

Pick a verb to describe specifically how the audience will change to identify the special purpose.

Pick a card B1

Why we speak?

The general purpose of any speech is to inform, to entertain, to persuade or honor

When a person defines, describes, explain and instruct it is called
informative speech

To find a specific purpose, one has to focus on the measurable behavior change

Pick a verb to describe specifically how the audience will change to identify the special purpose.

Pick a card B1

Why we speak?

The general purpose of any speech is to inform, to entertain, to persuade or honor

When a person defines, describes, explain and instruct it is called
informative speech

To find a specific purpose, one has to focus on the measurable behavior change

Pick a verb to describe specifically how the audience will change to identify the special purpose.

Pick a card B1

Why we speak?

The general purpose of any speech is to inform, to entertain, to persuade or honor

When a person defines, describes, explain and instruct it is called
informative speech

To find a specific purpose, one has to focus on the measurable behavior change

Pick a verb to describe specifically how the audience will change to identify the special purpose.

Pick a card B1

Why we speak?

The general purpose of any speech is to inform, to entertain, to persuade or honor

When a person defines, describes, explain and instruct it is called
informative speech

To find a specific purpose, one has to focus on the measurable behavior change

Pick a verb to describe specifically how the audience will change to identify the special purpose.

Pick a card B1

Why we speak?

The general purpose of any speech is to inform, to entertain, to persuade or honor

When a person defines, describes, explain and instruct it is called
informative speech

To find a specific purpose, one has to focus on the measurable behavior change

Pick a verb to describe specifically how the audience will change to identify the special purpose.

Pick a card B1

Why we speak?

The general purpose of any speech is to inform, to entertain, to persuade or honor

When a person defines, describes, explain and instruct it is called
informative speech

To find a specific purpose, one has to focus on the measurable behavior change

Pick a verb to describe specifically how the audience will change to identify the special purpose.

Pick a card B1

Why we speak?

The general purpose of any speech is to inform, to entertain, to persuade or honor

When a person defines, describes, explain and instruct it is called
informative speech

To find a specific purpose, one has to focus on the measurable behavior change

Pick a verb to describe specifically how the audience will change to identify the special purpose.

Pick a card B1

Why we speak?

The general purpose of any speech is to inform, to entertain, to persuade or honor

When a person defines, describes, explain and instruct it is called
informative speech

To find a specific purpose, one has to focus on the measurable behavior change

Pick a verb to describe specifically how the audience will change to identify the special purpose.

Pick a card B1

Why we speak?

The general purpose of any speech is to inform, to entertain, to persuade or honor

When a person defines, describes, explain and instruct it is called
informative speech

To find a specific purpose, one has to focus on the measurable behavior change

Pick a verb to describe specifically how the audience will change to identify the special purpose.

Pick a card B2

The structure

Key ideas are the basis are the basic blocks of a thesis.

Thesis is giving an idea about the specific purpose of the speech in one sentence.

Outlines help stay on the topic, in an organized fashion so supporting materials and idea can reach the audience.

Outlines include introduction, body and conclusion of the speech.

Introduction has attention getting title, benefit of the audience, credibility and the thesis statement.

The body has three to five main points about the topic

The conclusion has the summery of the speech and memorable ending

Pick a card B2

The structure

Key ideas are the basis are the basic blocks of a thesis.

Thesis is giving an idea about the specific purpose of the speech in one sentence.

Outlines help stay on the topic, in an organized fashion so supporting materials and idea can reach the audience.

Outlines include introduction, body and conclusion of the speech.

Introduction has attention getting title, benefit of the audience, credibility and the thesis statement.

The body has three to five main points about the topic

The conclusion has the summery of the speech and memorable ending

Pick a card B2

The structure

Key ideas are the basis are the basic blocks of a thesis.

Thesis is giving an idea about the specific purpose of the speech in one sentence.

Outlines help stay on the topic, in an organized fashion so supporting materials and idea can reach the audience.

Outlines include introduction, body and conclusion of the speech.

Introduction has attention getting title, benefit of the audience, credibility and the thesis statement.

The body has three to five main points about the topic

The conclusion has the summery of the speech and memorable ending

Pick a card B2

The structure

Key ideas are the basis are the basic blocks of a thesis.

Thesis is giving an idea about the specific purpose of the speech in one sentence.

Outlines help stay on the topic, in an organized fashion so supporting materials and idea can reach the audience.

Outlines include introduction, body and conclusion of the speech.

Introduction has attention getting title, benefit of the audience, credibility and the thesis statement.

The body has three to five main points about the topic

The conclusion has the summery of the speech and memorable ending

Pick a card B2

The structure

Key ideas are the basis are the basic blocks of a thesis.

Thesis is giving an idea about the specific purpose of the speech in one sentence.

Outlines help stay on the topic, in an organized fashion so supporting materials and idea can reach the audience.

Outlines include introduction, body and conclusion of the speech.

Introduction has attention getting title, benefit of the audience, credibility and the thesis statement.

The body has three to five main points about the topic

The conclusion has the summery of the speech and memorable ending

Pick a card B2

The structure

Key ideas are the basis are the basic blocks of a thesis.

Thesis is giving an idea about the specific purpose of the speech in one sentence.

Outlines help stay on the topic, in an organized fashion so supporting materials and idea can reach the audience.

Outlines include introduction, body and conclusion of the speech.

Introduction has attention getting title, benefit of the audience, credibility and the thesis statement.

The body has three to five main points about the topic

The conclusion has the summery of the speech and memorable ending

Pick a card B2

The structure

Key ideas are the basis are the basic blocks of a thesis.

Thesis is giving an idea about the specific purpose of the speech in one sentence.

Outlines help stay on the topic, in an organized fashion so supporting materials and idea can reach the audience.

Outlines include introduction, body and conclusion of the speech.

Introduction has attention getting title, benefit of the audience, credibility and the thesis statement.

The body has three to five main points about the topic

The conclusion has the summery of the speech and memorable ending

Pick a card B2

The structure

Key ideas are the basis are the basic blocks of a thesis.

Thesis is giving an idea about the specific purpose of the speech in one sentence.

Outlines help stay on the topic, in an organized fashion so supporting materials and idea can reach the audience.

Outlines include introduction, body and conclusion of the speech.

Introduction has attention getting title, benefit of the audience, credibility and the thesis statement.

The body has three to five main points about the topic

The conclusion has the summery of the speech and memorable ending

Pick a card B2

The structure

Key ideas are the basis are the basic blocks of a thesis.

Thesis is giving an idea about the specific purpose of the speech in one sentence.

Outlines help stay on the topic, in an organized fashion so supporting materials and idea can reach the audience.

Outlines include introduction, body and conclusion of the speech.

Introduction has attention getting title, benefit of the audience, credibility and the thesis statement.

The body has three to five main points about the topic

The conclusion has the summery of the speech and memorable ending

Pick a card B2

The structure

Key ideas are the basis are the basic blocks of a thesis.

Thesis is giving an idea about the specific purpose of the speech in one sentence.

Outlines help stay on the topic, in an organized fashion so supporting materials and idea can reach the audience.

Outlines include introduction, body and conclusion of the speech.

Introduction has attention getting title, benefit of the audience, credibility and the thesis statement.

The body has three to five main points about the topic

The conclusion has the summery of the speech and memorable ending

Pick a card B2

The structure

Key ideas are the basis are the basic blocks of a thesis.

Thesis is giving an idea about the specific purpose of the speech in one sentence.

Outlines help stay on the topic, in an organized fashion so supporting materials and idea can reach the audience.

Outlines include introduction, body and conclusion of the speech.

Introduction has attention getting title, benefit of the audience, credibility and the thesis statement.

The body has three to five main points about the topic

The conclusion has the summery of the speech and memorable ending

Pick a card B3

The Introduction, body and conclusion

The Introduction helps capture the audience's attention

Relate the audience to the speaker

Helps the speaker to build credibility

Introduce the topic and gives the preview of the topic

The body of speech has the main points

The main points may be arranged in chronical order, topical order, comparative, motivational, a solution to a problem or casual

The conclusion is way to repeating the introduction

The conclusion is a summary of the speech.

A statement that connects to the audience is a great way to end the conclusion

Pick a card B3

The Introduction, body and conclusion

The Introduction helps capture the audience's attention

Relate the audience to the speaker

Helps the speaker to build credibility

Introduce the topic and gives the preview of the topic

The body of speech has the main points

The main points may be arranged in chronical order, topical order, comparative, motivational, a solution to a problem or casual

The conclusion is way to repeating the introduction

The conclusion is a summary of the speech.

A statement that connects to the audience is a great way to end the conclusion

Pick a card B3

The Introduction, body and conclusion

The Introduction helps capture the audience's attention

Relate the audience to the speaker

Helps the speaker to build credibility

Introduce the topic and gives the preview of the topic

The body of speech has the main points

The main points may be arranged in chronical order, topical order, comparative, motivational, a solution to a problem or casual

The conclusion is way to repeating the introduction

The conclusion is a summary of the speech.

A statement that connects to the audience is a great way to end the conclusion

Pick a card B3

The Introduction, body and conclusion

The Introduction helps capture the audience's attention

Relate the audience to the speaker

Helps the speaker to build credibility

Introduce the topic and gives the preview of the topic

The body of speech has the main points

The main points may be arranged in chronical order, topical order, comparative, motivational, a solution to a problem or casual

The conclusion is way to repeating the introduction

The conclusion is a summary of the speech.

A statement that connects to the audience is a great way to end the conclusion

Pick a card B3

The Introduction, body and conclusion

The Introduction helps capture the audience's attention

Relate the audience to the speaker

Helps the speaker to build credibility

Introduce the topic and gives the preview of the topic

The body of speech has the main points

The main points may be arranged in chronical order, topical order, comparative, motivational, a solution to a problem or casual

The conclusion is way to repeating the introduction

The conclusion is a summary of the speech.

A statement that connects to the audience is a great way to end the conclusion

Pick a card B3

The Introduction, body and conclusion

The Introduction helps capture the audience's attention

Relate the audience to the speaker

Helps the speaker to build credibility

Introduce the topic and gives the preview of the topic

The body of speech has the main points

The main points may be arranged in chronical order, topical order, comparative, motivational, a solution to a problem or casual

The conclusion is way to repeating the introduction

The conclusion is a summary of the speech.

A statement that connects to the audience is a great way to end the conclusion

Pick a card B3

The Introduction, body and conclusion

The Introduction helps capture the audience's attention

Relate the audience to the speaker

Helps the speaker to build credibility

Introduce the topic and gives the preview of the topic

The body of speech has the main points

The main points may be arranged in chronical order, topical order, comparative, motivational, a solution to a problem or casual

The conclusion is way to repeating the introduction

The conclusion is a summary of the speech.

A statement that connects to the audience is a great way to end the conclusion

Pick a card B3

The Introduction, body and conclusion

The Introduction helps capture the audience's attention

Relate the audience to the speaker

Helps the speaker to build credibility

Introduce the topic and gives the preview of the topic

The body of speech has the main points

The main points may be arranged in chronical order, topical order, comparative, motivational, a solution to a problem or casual

The conclusion is way to repeating the introduction

The conclusion is a summary of the speech.

A statement that connects to the audience is a great way to end the conclusion

Pick a card B3

The Introduction, body and conclusion

The Introduction helps capture the audience's attention

Relate the audience to the speaker

Helps the speaker to build credibility

Introduce the topic and gives the preview of the topic

The body of speech has the main points

The main points may be arranged in chronical order, topical order, comparative, motivational, a solution to a problem or casual

The conclusion is way to repeating the introduction

The conclusion is a summary of the speech.

A statement that connects to the audience is a great way to end the conclusion

Pick a card B3

The Introduction, body and conclusion

The Introduction helps capture the audience's attention

Relate the audience to the speaker

Helps the speaker to build credibility

Introduce the topic and gives the preview of the topic

The body of speech has the main points

The main points may be arranged in chronical order, topical order, comparative, motivational, a solution to a problem or casual

The conclusion is way to repeating the introduction

The conclusion is a summary of the speech.

A statement that connects to the audience is a great way to end the conclusion

Choice B1

Pick the best example

After I speak every one will know how I struggled in prison

Or

After hearing my speech the audience will know three reasons they should avoid prison

I am going to talk about how much I miss my home country

Or

My talk is about the different type of food, clothing and language that I am used to

Choice B1

Pick the best example

After I speak every one will know how I struggled in prison

Or

After hearing my speech the audience will know three reasons they should avoid prison

I am going to talk about how much I miss my home country

Or

My talk is about the different type of food, clothing and language that I am used to

Choice B1

Pick the best example

After I speak every one will know how I struggled in prison

Or

After hearing my speech the audience will know three reasons they should avoid prison

I am going to talk about how much I miss my home country

Or

My talk is about the different type of food, clothing and language that I am used to

Choice B1

Pick the best example

After I speak every one will know how I struggled in prison

Or

After hearing my speech the audience will know three reasons they should avoid prison

I am going to talk about how much I miss my home country

Or

My talk is about the different type of food, clothing and language that I am used to

Choice B1

Pick the best example

After I speak every one will know how I struggled in prison

Or

After hearing my speech the audience will know three reasons they should avoid prison

I am going to talk about how much I miss my home country

Or

My talk is about the different type of food, clothing and language that I am used to

Choice B1

Pick the best example

After I speak every one will know how I struggled in prison

Or

After hearing my speech the audience will know three reasons they should avoid prison

I am going to talk about how much I miss my home country

Or

My talk is about the different type of food, clothing and language that I am used to

Choice B1

Pick the best example

After I speak every one will know how I struggled in prison

Or

After hearing my speech the audience will know three reasons they should avoid prison

I am going to talk about how much I miss my home country

Or

My talk is about the different type of food, clothing and language that I am used to

Choice B1

Pick the best example

After I speak every one will know how I struggled in prison

Or

After hearing my speech the audience will know three reasons they should avoid prison

I am going to talk about how much I miss my home country

Or

My talk is about the different type of food, clothing and language that I am used to

Choice B1

Pick the best example

After I speak every one will know how I struggled in prison

Or

After hearing my speech the audience will know three reasons they should avoid prison

I am going to talk about how much I miss my home country

Or

My talk is about the different type of food, clothing and language that I am used to

Choice B1

Pick the best example

After I speak every one will know how I struggled in prison

Or

After hearing my speech the audience will know three reasons they should avoid prison

I am going to talk about how much I miss my home country

Or

My talk is about the different type of food, clothing and language that I am used to

Choice B3

Find the fact

I know I will not get a job because I went to prison

It is hard work getting a job after prison life

Adult learners struggle initially in school

I am stupid

Studying for GED is hard

Adult learners need help studying for GED

Choice B3

Find the fact

I know I will not get a job because I went to prison

It is hard work getting a job after prison life

Adult learners struggle initially in school

I am stupid

Studying for GED is hard

Adult learners need help studying for GED

Choice B3

Find the fact

I know I will not get a job because I went to prison

It is hard work getting a job after prison life

Adult learners struggle initially in school

I am stupid

Studying for GED is hard

Adult learners need help studying for GED

Choice B3

Find the fact

I know I will not get a job because I went to prison

It is hard work getting a job after prison life

Adult learners struggle initially in school

I am stupid

Studying for GED is hard

Adult learners need help studying for GED

Choice B3

Find the fact

I know I will not get a job because I went to prison

It is hard work getting a job after prison life

Adult learners struggle initially in school

I am stupid

Studying for GED is hard

Adult learners need help studying for GED

Choice B3

Find the fact

I know I will not get a job because I went to prison

It is hard work getting a job after prison life

Adult learners struggle initially in school

I am stupid

Studying for GED is hard

Adult learners need help studying for GED

Choice B3

Find the fact

I know I will not get a job because I went to prison

It is hard work getting a job after prison life

Adult learners struggle initially in school

I am stupid

Studying for GED is hard

Adult learners need help studying for GED

Choice B3

Find the fact

I know I will not get a job because I went to prison

It is hard work getting a job after prison life

Adult learners struggle initially in school

I am stupid

Studying for GED is hard

Adult learners need help studying for GED

Choice B3

Find the fact

I know I will not get a job because I went to prison

It is hard work getting a job after prison life

Adult learners struggle initially in school

I am stupid

Studying for GED is hard

Adult learners need help studying for GED

Choice B3

Pick the best example

Introduction

Today I am going to talk about drug abuse

Or

As a drug addict who ended up in prison I know that combining the drug treatment with punishment will help young prisoners in their adult life

Conclusion

Now you know our food is very delicious

Or

Panjabi Roti is a delicious flat bread that can be used as a snack or part of a meal

Choice B3

Pick the best example

Introduction

Today I am going to talk about drug abuse

Or

As a drug addict who ended up in prison I know that combining the drug treatment with punishment will help young prisoners in their adult life

Conclusion

Now you know our food is very delicious

Or

Panjabi Roti is a delicious flat bread that can be used as a snack or part of a meal

Choice B3

Pick the best example

Introduction

Today I am going to talk about drug abuse

Or

As a drug addict who ended up in prison I know that combining the drug treatment with punishment will help young prisoners in their adult life

Conclusion

Now you know our food is very delicious

Or

Panjabi Roti is a delicious flat bread that can be used as a snack or part of a meal

Choice B3

Pick the best example

Introduction

Today I am going to talk about drug abuse

Or

As a drug addict who ended up in prison I know that combining the drug treatment with punishment will help young prisoners in their adult life

Conclusion

Now you know our food is very delicious

Or

Panjabi Roti is a delicious flat bread that can be used as a snack or part of a meal

Choice B3

Pick the best example

Introduction

Today I am going to talk about drug abuse

Or

As a drug addict who ended up in prison I know that combining the drug treatment with punishment will help young prisoners in their adult life

Conclusion

Now you know our food is very delicious

Or

Panjabi Roti is a delicious flat bread that can be used as a snack or part of a meal

Choice B3

Pick the best example

Introduction

Today I am going to talk about drug abuse

Or

As a drug addict who ended up in prison I know that combining the drug treatment with punishment will help young prisoners in their adult life

Conclusion

Now you know our food is very delicious

Or

Panjabi Roti is a delicious flat bread that can be used as a snack or part of a meal

Choice B3

Pick the best example

Introduction

Today I am going to talk about drug abuse

Or

As a drug addict who ended up in prison I know that combining the drug treatment with punishment will help young prisoners in their adult life

Conclusion

Now you know our food is very delicious

Or

Panjabi Roti is a delicious flat bread that can be used as a snack or part of a meal

Choice B3

Pick the best example

Introduction

Today I am going to talk about drug abuse

Or

As a drug addict who ended up in prison I know that combining the drug treatment with punishment will help young prisoners in their adult life

Conclusion

Now you know our food is very delicious

Or

Panjabi Roti is a delicious flat bread that can be used as a snack or part of a meal

Choice B3

Pick the best example

Introduction

Today I am going to talk about drug abuse

Or

As a drug addict who ended up in prison I know that combining the drug treatment with punishment will help young prisoners in their adult life

Conclusion

Now you know our food is very delicious

Or

Panjabi Roti is a delicious flat bread that can be used as a snack or part of a meal

Choice B3

Pick the best example

Introduction

Today I am going to talk about drug abuse

Or

As a drug addict who ended up in prison I know that combining the drug treatment with punishment will help young prisoners in their adult life

Conclusion

Now you know our food is very delicious

Or

Panjabi Roti is a delicious flat bread that can be used as a snack or part of a meal

Choice B3

Pick the best example

Introduction

Today I am going to talk about drug abuse

Or

As a drug addict who ended up in prison I know that combining the drug treatment with punishment will help young prisoners in their adult life

Conclusion

Now you know our food is very delicious

Or

Panjabi Roti is a delicious flat bread that can be used as a snack or part of a meal

Choice 01

Pick the best example

Special Purpose

How to prepare a recipe

Or

Working moms will learn how to make funny shape P& J sandwich in five minutes

Vocabulary

uh you can toast the bread um if you want

Or

You can prepare the bread by toasting if you choose

Choice 01

Pick the best example

Special Purpose

How to prepare a recipe

Or

Working moms will learn how to make funny shape P& J sandwich in five minutes

Vocabulary

uh you can toast the bread um if you want

Or

You can prepare the bread by toasting if you choose

Choice 01

Pick the best example

Special Purpose

How to prepare a recipe

Or

Working moms will learn how to make funny shape P& J sandwich in five minutes

Vocabulary

uh you can toast the bread um if you want

Or

You can prepare the bread by toasting if you choose

Choice 01

Pick the best example

Special Purpose

How to prepare a recipe

Or

Working moms will learn how to make funny shape P& J sandwich in five minutes

Vocabulary

uh you can toast the bread um if you want

Or

You can prepare the bread by toasting if you choose

Choice 01

Pick the best example

Special Purpose

How to prepare a recipe

Or

Working moms will learn how to make funny shape P& J sandwich in five minutes

Vocabulary

uh you can toast the bread um if you want

Or

You can prepare the bread by toasting if you choose

Choice 01

Pick the best example

Special Purpose

How to prepare a recipe

Or

Working moms will learn how to make funny shape P& J sandwich in five minutes

Vocabulary

uh you can toast the bread um if you want

Or

You can prepare the bread by toasting if you choose

Choice 01

Pick the best example

Special Purpose

How to prepare a recipe

Or

Working moms will learn how to make funny shape P& J sandwich in five minutes

Vocabulary

uh you can toast the bread um if you want

Or

You can prepare the bread by toasting if you choose

Choice 01

Pick the best example

Special Purpose

How to prepare a recipe

Or

Working moms will learn how to make funny shape P& J sandwich in five minutes

Vocabulary

uh you can toast the bread um if you want

Or

You can prepare the bread by toasting if you choose

Choice 01

Pick the best example

Special Purpose

How to prepare a recipe

Or

Working moms will learn how to make funny shape P& J sandwich in five minutes

Vocabulary

uh you can toast the bread um if you want

Or

You can prepare the bread by toasting if you choose

Choice 01

Pick the best example

Special Purpose

How to prepare a recipe

Or

Working moms will learn how to make funny shape P& J sandwich in five minutes

Vocabulary

uh you can toast the bread um if you want

Or

You can prepare the bread by toasting if you choose

Choice 01

Pick the best example

Special Purpose

How to prepare a recipe

Or

Working moms will learn how to make funny shape P& J sandwich in five minutes

Vocabulary

uh you can toast the bread um if you want

Or

You can prepare the bread by toasting if you choose

Choice O2

Pick the best example

Visual aid

Just use some images from the internet,

Or

When using the internet images , it is important to give credit to the personor the site

Vocabulary

The process of fixing flat tire is straightforward that takes 30 mintues with few tools

Or

You need to know how to fix your own flat tire because it is very costly to fix the tires

Choice O2

Pick the best example

Visual aid

Just use some images from the internet,

Or

When using the internet images , it is important to give credit to the personor the site

Vocabulary

The process of fixing flat tire is straightforward that takes 30 mintues with few tools

Or

You need to know how to fix your own flat tire because it is very costly to fix the tires

Choice O2

Pick the best example

Visual aid

Just use some images from the internet,

Or

When using the internet images , it is important to give credit to the personor the site

Vocabulary

The process of fixing flat tire is straightforward that takes 30 mintues with few tools

Or

You need to know how to fix your own flat tire because it is very costly to fix the tires

Choice O2

Pick the best example

Visual aid

Just use some images from the internet,

Or

When using the internet images , it is important to give credit to the personor the site

Vocabulary

The process of fixing flat tire is straightforward that takes 30 mintues with few tools

Or

You need to know how to fix your own flat tire because it is very costly to fix the tires

Choice O2

Pick the best example

Visual aid

Just use some images from the internet,

Or

When using the internet images , it is important to give credit to the personor the site

Vocabulary

The process of fixing flat tire is straightforward that takes 30 mintues with few tools

Or

You need to know how to fix your own flat tire because it is very costly to fix the tires

Choice O2

Pick the best example

Visual aid

Just use some images from the internet,

Or

When using the internet images , it is important to give credit to the personor the site

Vocabulary

The process of fixing flat tire is straightforward that takes 30 mintues with few tools

Or

You need to know how to fix your own flat tire because it is very costly to fix the tires

Choice O2

Pick the best example

Visual aid

Just use some images from the internet,

Or

When using the internet images , it is important to give credit to the personor the site

Vocabulary

The process of fixing flat tire is straightforward that takes 30 mintues with few tools

Or

You need to know how to fix your own flat tire because it is very costly to fix the tires

Choice O2

Pick the best example

Visual aid

Just use some images from the internet,

Or

When using the internet images , it is important to give credit to the personor the site

Vocabulary

The process of fixing flat tire is straightforward that takes 30 mintues with few tools

Or

You need to know how to fix your own flat tire because it is very costly to fix the tires

Choice O2

Pick the best example

Visual aid

Just use some images from the internet,

Or

When using the internet images , it is important to give credit to the personor the site

Vocabulary

The process of fixing flat tire is straightforward that takes 30 mintues with few tools

Or

You need to know how to fix your own flat tire because it is very costly to fix the tires

Choice O2

Pick the best example

Visual aid

Just use some images from the internet,

Or

When using the internet images , it is important to give credit to the personor the site

Vocabulary

The process of fixing flat tire is straightforward that takes 30 mintues with few tools

Or

You need to know how to fix your own flat tire because it is very costly to fix the tires

Choice O2

Pick the best example

Visual aid

Just use some images from the internet,

Or

When using the internet images , it is important to give credit to the personor the site

Vocabulary

The process of fixing flat tire is straightforward that takes 30 mintues with few tools

Or

You need to know how to fix your own flat tire because it is very costly to fix the tires

Choice 03

Pick the right choice

Pick the opinion

Every one likes make pasta

Pasta can be made with four simple ingredients, Pasta,water,butter and salt

Pick the fact

Gardening is a relaxing hobby

Gardening helps usbe healthy by staying close to the nature and be active

Choice 03

Pick the right choice

Pick the opinion

Every one likes make pasta

Pasta can be made with four simple ingredients, Pasta,water,butter and salt

Pick the fact

Gardening is a relaxing hobby

Gardening helps usbe healthy by staying close to the nature and be active

Choice 03

Pick the right choice

Pick the opinion

Every one likes make pasta

Pasta can be made with four simple ingredients, Pasta,water,butter and salt

Pick the fact

Gardening is a relaxing hobby

Gardening helps usbe healthy by staying close to the nature and be active

Choice 03

Pick the right choice

Pick the opinion

Every one likes make pasta

Pasta can be made with four simple ingredients, Pasta,water,butter and salt

Pick the fact

Gardening is a relaxing hobby

Gardening helps usbe healthy by staying close to the nature and be active

Choice 03

Pick the right choice

Pick the opinion

Every one likes make pasta

Pasta can be made with four simple ingredients, Pasta,water,butter and salt

Pick the fact

Gardening is a relaxing hobby

Gardening helps usbe healthy by staying close to the nature and be active

Choice 03

Pick the right choice

Pick the opinion

Every one likes make pasta

Pasta can be made with four simple ingredients, Pasta,water,butter and salt

Pick the fact

Gardening is a relaxing hobby

Gardening helps usbe healthy by staying close to the nature and be active

Choice 03

Pick the right choice

Pick the opinion

Every one likes make pasta

Pasta can be made with four simple ingredients, Pasta,water,butter and salt

Pick the fact

Gardening is a relaxing hobby

Gardening helps usbe healthy by staying close to the nature and be active

Choice 03

Pick the right choice

Pick the opinion

Every one likes make pasta

Pasta can be made with four simple ingredients, Pasta,water,butter and salt

Pick the fact

Gardening is a relaxing hobby

Gardening helps usbe healthy by staying close to the nature and be active

Choice 03

Pick the right choice

Pick the opinion

Every one likes make pasta

Pasta can be made with four simple ingredients, Pasta,water,butter and salt

Pick the fact

Gardening is a relaxing hobby

Gardening helps usbe healthy by staying close to the nature and be active

Choice 03

Pick the right choice

Pick the opinion

Every one likes make pasta

Pasta can be made with four simple ingredients, Pasta,water,butter and salt

Pick the fact

Gardening is a relaxing hobby

Gardening helps usbe healthy by staying close to the nature and be active

Choice 03

Pick the right choice

Pick the opinion

Every one likes make pasta

Pasta can be made with four simple ingredients, Pasta,water,butter and salt

Pick the fact

Gardening is a relaxing hobby

Gardening helps usbe healthy by staying close to the nature and be active

Choice 04

True or false?

Introduction

An introduction need to be an attention getter True or false?

Starting statistics is an great attention a good introduction material true or false?

The main idea of the demonstrative speech is to instruct the audience

In a demonstrative speech the body includes specific number of steps involved in the process of doing some thing– True or false?

The body of the speech will list the materials needed before starting the steps.

The conclusion can be a suggestion for action– True of false

The conclusion for a demonstrative speech can be a narrative or a story– True or false?

Choice 04

True or false?

Introduction

An introduction need to be an attention getter True or false?

Starting statistics is an great attention a good introduction material true or false?

The main idea of the demonstrative speech is to instruct the audience

In a demonstrative speech the body includes specific number of steps involved in the process of doing some thing– True or false?

The body of the speech will list the materials needed before starting the steps.

The conclusion can be a suggestion for action– True of false

The conclusion for a demonstrative speech can be a narrative or a story– True or false?

Choice 04

True or false?

Introduction

An introduction need to be an attention getter True or false?

Starting statistics is an great attention a good introduction material true or false?

The main idea of the demonstrative speech is to instruct the audience

In a demonstrative speech the body includes specific number of steps involved in the process of doing some thing– True or false?

The body of the speech will list the materials needed before starting the steps.

The conclusion can be a suggestion for action– True of false

The conclusion for a demonstrative speech can be a narrative or a story– True or false?

Choice 04

True or false?

Introduction

An introduction need to be an attention getter True or false?

Starting statistics is an great attention a good introduction material true or false?

The main idea of the demonstrative speech is to instruct the audience

In a demonstrative speech the body includes specific number of steps involved in the process of doing some thing– True or false?

The body of the speech will list the materials needed before starting the steps.

The conclusion can be a suggestion for action– True of false

The conclusion for a demonstrative speech can be a narrative or a story– True or false?

Choice 04

True or false?

Introduction

An introduction need to be an attention getter True or false?

Starting statistics is an great attention a good introduction material true or false?

The main idea of the demonstrative speech is to instruct the audience

In a demonstrative speech the body includes specific number of steps involved in the process of doing some thing– True or false?

The body of the speech will list the materials needed before starting the steps.

The conclusion can be a suggestion for action– True of false

The conclusion for a demonstrative speech can be a narrative or a story– True or false?

Choice 04

True or false?

Introduction

An introduction need to be an attention getter True or false?

Starting statistics is an great attention a good introduction material true or false?

The main idea of the demonstrative speech is to instruct the audience

In a demonstrative speech the body includes specific number of steps involved in the process of doing some thing– True or false?

The body of the speech will list the materials needed before starting the steps.

The conclusion can be a suggestion for action– True of false

The conclusion for a demonstrative speech can be a narrative or a story– True or false?

Choice 04

True or false?

Introduction

An introduction need to be an attention getter True or false?

Starting statistics is an great attention a good introduction material true or false?

The main idea of the demonstrative speech is to instruct the audience

In a demonstrative speech the body includes specific number of steps involved in the process of doing some thing– True or false?

The body of the speech will list the materials needed before starting the steps.

The conclusion can be a suggestion for action– True of false

The conclusion for a demonstrative speech can be a narrative or a story– True or false?

Choice 04

True or false?

Introduction

An introduction need to be an attention getter True or false?

Starting statistics is an great attention a good introduction material true or false?

The main idea of the demonstrative speech is to instruct the audience

In a demonstrative speech the body includes specific number of steps involved in the process of doing some thing– True or false?

The body of the speech will list the materials needed before starting the steps.

The conclusion can be a suggestion for action– True of false

The conclusion for a demonstrative speech can be a narrative or a story– True or false?

Choice 04

True or false?

Introduction

An introduction need to be an attention getter True or false?

Starting statistics is an great attention a good introduction material true or false?

The main idea of the demonstrative speech is to instruct the audience

In a demonstrative speech the body includes specific number of steps involved in the process of doing some thing– True or false?

The body of the speech will list the materials needed before starting the steps.

The conclusion can be a suggestion for action– True of false

The conclusion for a demonstrative speech can be a narrative or a story– True or false?

Choice 04

True or false?

Introduction

An introduction need to be an attention getter True or false?

Starting statistics is an great attention a good introduction material true or false?

The main idea of the demonstrative speech is to instruct the audience

In a demonstrative speech the body includes specific number of steps involved in the process of doing some thing– True or false?

The body of the speech will list the materials needed before starting the steps.

The conclusion can be a suggestion for action– True of false

The conclusion for a demonstrative speech can be a narrative or a story– True or false?

Choice 04

True or false?

Introduction

An introduction need to be an attention getter True or false?

Starting statistics is an great attention a good introduction material true or false?

The main idea of the demonstrative speech is to instruct the audience

In a demonstrative speech the body includes specific number of steps involved in the process of doing some thing– True or false?

The body of the speech will list the materials needed before starting the steps.

The conclusion can be a suggestion for action– True of false

The conclusion for a demonstrative speech can be a narrative or a story– True or false?

Choice 05

Making connections

A step by step demonstration is called spatially True or false?

A problem solving solution may be another way to organize a demonstrative speech True or false?

We use what words to connect main idea to the supporting idea?

List some of the transition words

What words do we use to progress one point to another?

Why do we use sign posts?

List some of the signpost words for demonstrative speech

Choice 05

Making connections

A step by step demonstration is called spatially True or false?

A problem solving solution may be another way to organize a demonstrative speech True or false?

We use what words to connect main idea to the supporting idea?

List some of the transition words

What words do we use to progress one point to another?

Why do we use sign posts?

List some of the signpost words for demonstrative speech

Choice 05

Making connections

A step by step demonstration is called spatially True or false?

A problem solving solution may be another way to organize a demonstrative speech True or false?

We use what words to connect main idea to the supporting idea?

List some of the transition words

What words do we use to progress one point to another?

Why do we use sign posts?

List some of the signpost words for demonstrative speech

Choice 05

Making connections

A step by step demonstration is called spatially True or false?

A problem solving solution may be another way to organize a demonstrative speech True or false?

We use what words to connect main idea to the supporting idea?

List some of the transition words

What words do we use to progress one point to another?

Why do we use sign posts?

List some of the signpost words for demonstrative speech

Choice 05

Making connections

A step by step demonstration is called spatially True or false?

A problem solving solution may be another way to organize a demonstrative speech True or false?

We use what words to connect main idea to the supporting idea?

List some of the transition words

What words do we use to progress one point to another?

Why do we use sign posts?

List some of the signpost words for demonstrative speech

Choice 05

Making connections

A step by step demonstration is called spatially True or false?

A problem solving solution may be another way to organize a demonstrative speech True or false?

We use what words to connect main idea to the supporting idea?

List some of the transition words

What words do we use to progress one point to another?

Why do we use sign posts?

List some of the signpost words for demonstrative speech

Choice 05

Making connections

A step by step demonstration is called spatially True or false?

A problem solving solution may be another way to organize a demonstrative speech True or false?

We use what words to connect main idea to the supporting idea?

List some of the transition words

What words do we use to progress one point to another?

Why do we use sign posts?

List some of the signpost words for demonstrative speech

Choice 05

Making connections

A step by step demonstration is called spatially True or false?

A problem solving solution may be another way to organize a demonstrative speech True or false?

We use what words to connect main idea to the supporting idea?

List some of the transition words

What words do we use to progress one point to another?

Why do we use sign posts?

List some of the signpost words for demonstrative speech

Choice 05

Making connections

A step by step demonstration is called spatially True or false?

A problem solving solution may be another way to organize a demonstrative speech True or false?

We use what words to connect main idea to the supporting idea?

List some of the transition words

What words do we use to progress one point to another?

Why do we use sign posts?

List some of the signpost words for demonstrative speech

Choice 05

Making connections

A step by step demonstration is called spatially True or false?

A problem solving solution may be another way to organize a demonstrative speech True or false?

We use what words to connect main idea to the supporting idea?

List some of the transition words

What words do we use to progress one point to another?

Why do we use sign posts?

List some of the signpost words for demonstrative speech

Pick a card 01

Demonstrative speech

It is an another form of informative speech

The main purpose of the demonstrative speech is to instruct.

Mostly the topic answer the question “how to?”

The speech should include specific steps

The speech can relate to the audience with visual aid

The thesis should give the audience preview of the skill they may learn

The body of the speech will include the steps of the instruction

The conclusion recalls the materials steps and the resulting product

Demonstrative speech only has facts

Pick a card 01

Demonstrative speech

It is an another form of informative speech

The main purpose of the demonstrative speech is to instruct.

Mostly the topic answer the question “how to?”

The speech should include specific steps

The speech can relate to the audience with visual aid

The thesis should give the audience preview of the skill they may learn

The body of the speech will include the steps of the instruction

The conclusion recalls the materials steps and the resulting product

Demonstrative speech only has facts

Pick a card 01

Demonstrative speech

It is an another form of informative speech

The main purpose of the demonstrative speech is to instruct.

Mostly the topic answer the question “how to?”

The speech should include specific steps

The speech can relate to the audience with visual aid

The thesis should give the audience preview of the skill they may learn

The body of the speech will include the steps of the instruction

The conclusion recalls the materials steps and the resulting product

Demonstrative speech only has facts

Pick a card 01

Demonstrative speech

It is an another form of informative speech

The main purpose of the demonstrative speech is to instruct.

Mostly the topic answer the question “how to?”

The speech should include specific steps

The speech can relate to the audience with visual aid

The thesis should give the audience preview of the skill they may learn

The body of the speech will include the steps of the instruction

The conclusion recalls the materials steps and the resulting product

Demonstrative speech only has facts

Pick a card 01

Demonstrative speech

It is an another form of informative speech

The main purpose of the demonstrative speech is to instruct.

Mostly the topic answer the question “how to?”

The speech should include specific steps

The speech can relate to the audience with visual aid

The thesis should give the audience preview of the skill they may learn

The body of the speech will include the steps of the instruction

The conclusion recalls the materials steps and the resulting product

Demonstrative speech only has facts

Pick a card 01

Demonstrative speech

It is an another form of informative speech

The main purpose of the demonstrative speech is to instruct.

Mostly the topic answer the question “how to?”

The speech should include specific steps

The speech can relate to the audience with visual aid

The thesis should give the audience preview of the skill they may learn

The body of the speech will include the steps of the instruction

The conclusion recalls the materials steps and the resulting product

Demonstrative speech only has facts

Pick a card 01

Demonstrative speech

It is an another form of informative speech

The main purpose of the demonstrative speech is to instruct.

Mostly the topic answer the question “how to?”

The speech should include specific steps

The speech can relate to the audience with visual aid

The thesis should give the audience preview of the skill they may learn

The body of the speech will include the steps of the instruction

The conclusion recalls the materials steps and the resulting product

Demonstrative speech only has facts

Pick a card 01

Demonstrative speech

It is an another form of informative speech

The main purpose of the demonstrative speech is to instruct.

Mostly the topic answer the question “how to?”

The speech should include specific steps

The speech can relate to the audience with visual aid

The thesis should give the audience preview of the skill they may learn

The body of the speech will include the steps of the instruction

The conclusion recalls the materials steps and the resulting product

Demonstrative speech only has facts

Pick a card 01

Demonstrative speech

It is an another form of informative speech

The main purpose of the demonstrative speech is to instruct.

Mostly the topic answer the question “how to?”

The speech should include specific steps

The speech can relate to the audience with visual aid

The thesis should give the audience preview of the skill they may learn

The body of the speech will include the steps of the instruction

The conclusion recalls the materials steps and the resulting product

Demonstrative speech only has facts

Pick a card 01

Demonstrative speech

It is an another form of informative speech

The main purpose of the demonstrative speech is to instruct.

Mostly the topic answer the question “how to?”

The speech should include specific steps

The speech can relate to the audience with visual aid

The thesis should give the audience preview of the skill they may learn

The body of the speech will include the steps of the instruction

The conclusion recalls the materials steps and the resulting product

Demonstrative speech only has facts

Pick a card O2

Facts and Opinion

Fact can be proved true or false

An Opinion is about one's thoughts and beliefs.

Using the library is a great source for fact checking

News papers are also a great source for fact checking.

Think, believe , like, love should, always, never , might, guess are some of the vocabulary clues for an opinion statement

One can observe and measure facts with numbers statistics, document ,photograph or witness

Opinion may be an attitude or judgement

Pick a card O2

Facts and Opinion

Fact can be proved true or false

An Opinion is about one's thoughts and beliefs.

Using the library is a great source for fact checking

News papers are also a great source for fact checking.

Think, believe , like, love should, always, never , might, guess are some of the vocabulary clues for an opinion statement

One can observe and measure facts with numbers statistics, document ,photograph or witness

Opinion may be an attitude or judgement

Pick a card O2

Facts and Opinion

Fact can be proved true or false

An Opinion is about one's thoughts and beliefs.

Using the library is a great source for fact checking

News papers are also a great source for fact checking.

Think, believe , like, love should, always, never , might, guess are some of the vocabulary clues for an opinion statement

One can observe and measure facts with numbers statistics, document ,photograph or witness

Opinion may be an attitude or judgement

Pick a card O2

Facts and Opinion

Fact can be proved true or false

An Opinion is about one's thoughts and beliefs.

Using the library is a great source for fact checking

News papers are also a great source for fact checking.

Think, believe , like, love should, always, never , might, guess are some of the vocabulary clues for an opinion statement

One can observe and measure facts with numbers statistics, document ,photograph or witness

Opinion may be an attitude or judgement

Pick a card O2

Facts and Opinion

Fact can be proved true or false

An Opinion is about one's thoughts and beliefs.

Using the library is a great source for fact checking

News papers are also a great source for fact checking.

Think, believe , like, love should, always, never , might, guess are some of the vocabulary clues for an opinion statement

One can observe and measure facts with numbers statistics, document ,photograph or witness

Opinion may be an attitude or judgement

Pick a card O2

Facts and Opinion

Fact can be proved true or false

An Opinion is about one's thoughts and beliefs.

Using the library is a great source for fact checking

News papers are also a great source for fact checking.

Think, believe , like, love should, always, never , might, guess are some of the vocabulary clues for an opinion statement

One can observe and measure facts with numbers statistics, document ,photograph or witness

Opinion may be an attitude or judgement

Pick a card O2

Facts and Opinion

Fact can be proved true or false

An Opinion is about one's thoughts and beliefs.

Using the library is a great source for fact checking

News papers are also a great source for fact checking.

Think, believe , like, love should, always, never , might, guess are some of the vocabulary clues for an opinion statement

One can observe and measure facts with numbers statistics, document ,photograph or witness

Opinion may be an attitude or judgement

Pick a card O2

Facts and Opinion

Fact can be proved true or false

An Opinion is about one's thoughts and beliefs.

Using the library is a great source for fact checking

News papers are also a great source for fact checking.

Think, believe , like, love should, always, never , might, guess are some of the vocabulary clues for an opinion statement

One can observe and measure facts with numbers statistics, document ,photograph or witness

Opinion may be an attitude or judgement

Pick a card O2

Facts and Opinion

Fact can be proved true or false

An Opinion is about one's thoughts and beliefs.

Using the library is a great source for fact checking

News papers are also a great source for fact checking.

Think, believe , like, love should, always, never , might, guess are some of the vocabulary clues for an opinion statement

One can observe and measure facts with numbers statistics, document ,photograph or witness

Opinion may be an attitude or judgement

Pick a card O2

Facts and Opinion

Fact can be proved true or false

An Opinion is about one's thoughts and beliefs.

Using the library is a great source for fact checking

News papers are also a great source for fact checking.

Think, believe , like, love should, always, never , might, guess are some of the vocabulary clues for an opinion statement

One can observe and measure facts with numbers statistics, document ,photograph or witness

Opinion may be an attitude or judgement

Pick a card O2

Facts and Opinion

Fact can be proved true or false

An Opinion is about one's thoughts and beliefs.

Using the library is a great source for fact checking

News papers are also a great source for fact checking.

Think, believe , like, love should, always, never , might, guess are some of the vocabulary clues for an opinion statement

One can observe and measure facts with numbers statistics, document ,photograph or witness

Opinion may be an attitude or judgement

Pick a card O3

The Content for demonstrative speech

Demonstrative speech is way of proving a fact. It is the step by step process

Fact can be proved true or false

An Opinion is about one's thoughts and beliefs.

Using the library is a great source for fact checking

News papers are also a great source for fact checking.

Think, believe , like, love should, always, never , might, guess are some of the vocabulary clues for an opinion statement

One can observe and measure facts with numbers statistics, document ,photograph or witness

Opinion may be an attitude or judgement

Pick a card O3

The Content for demonstrative speech

Demonstrative speech is way of proving a fact. It is the step by step process

Fact can be proved true or false

An Opinion is about one's thoughts and beliefs.

Using the library is a great source for fact checking

News papers are also a great source for fact checking.

Think, believe , like, love should, always, never , might, guess are some of the vocabulary clues for an opinion statement

One can observe and measure facts with numbers statistics, document ,photograph or witness

Opinion may be an attitude or judgement

Pick a card O3

The Content for demonstrative speech

Demonstrative speech is way of proving a fact. It is the step by step process

Fact can be proved true or false

An Opinion is about one's thoughts and beliefs.

Using the library is a great source for fact checking

News papers are also a great source for fact checking.

Think, believe , like, love should, always, never , might, guess are some of the vocabulary clues for an opinion statement

One can observe and measure facts with numbers statistics, document ,photograph or witness

Opinion may be an attitude or judgement

Pick a card O3

The Content for demonstrative speech

Demonstrative speech is way of proving a fact. It is the step by step process

Fact can be proved true or false

An Opinion is about one's thoughts and beliefs.

Using the library is a great source for fact checking

News papers are also a great source for fact checking.

Think, believe , like, love should, always, never , might, guess are some of the vocabulary clues for an opinion statement

One can observe and measure facts with numbers statistics, document ,photograph or witness

Opinion may be an attitude or judgement

Pick a card O3

The Content for demonstrative speech

Demonstrative speech is way of proving a fact. It is the step by step process

Fact can be proved true or false

An Opinion is about one's thoughts and beliefs.

Using the library is a great source for fact checking

News papers are also a great source for fact checking.

Think, believe , like, love should, always, never , might, guess are some of the vocabulary clues for an opinion statement

One can observe and measure facts with numbers statistics, document ,photograph or witness

Opinion may be an attitude or judgement

Pick a card O3

The Content for demonstrative speech

Demonstrative speech is way of proving a fact. It is the step by step process

Fact can be proved true or false

An Opinion is about one's thoughts and beliefs.

Using the library is a great source for fact checking

News papers are also a great source for fact checking.

Think, believe , like, love should, always, never , might, guess are some of the vocabulary clues for an opinion statement

One can observe and measure facts with numbers statistics, document ,photograph or witness

Opinion may be an attitude or judgement

Pick a card O3

The Content for demonstrative speech

Demonstrative speech is way of proving a fact. It is the step by step process

Fact can be proved true or false

An Opinion is about one's thoughts and beliefs.

Using the library is a great source for fact checking

News papers are also a great source for fact checking.

Think, believe , like, love should, always, never , might, guess are some of the vocabulary clues for an opinion statement

One can observe and measure facts with numbers statistics, document ,photograph or witness

Opinion may be an attitude or judgement

Pick a card O3

The Content for demonstrative speech

Demonstrative speech is way of proving a fact. It is the step by step process

Fact can be proved true or false

An Opinion is about one's thoughts and beliefs.

Using the library is a great source for fact checking

News papers are also a great source for fact checking.

Think, believe , like, love should, always, never , might, guess are some of the vocabulary clues for an opinion statement

One can observe and measure facts with numbers statistics, document ,photograph or witness

Opinion may be an attitude or judgement

Pick a card O3

The Content for demonstrative speech

Demonstrative speech is way of proving a fact. It is the step by step process

Fact can be proved true or false

An Opinion is about one's thoughts and beliefs.

Using the library is a great source for fact checking

News papers are also a great source for fact checking.

Think, believe , like, love should, always, never , might, guess are some of the vocabulary clues for an opinion statement

One can observe and measure facts with numbers statistics, document ,photograph or witness

Opinion may be an attitude or judgement

Pick a card O3

The Content for demonstrative speech

Demonstrative speech is way of proving a fact. It is the step by step process

Fact can be proved true or false

An Opinion is about one's thoughts and beliefs.

Using the library is a great source for fact checking

News papers are also a great source for fact checking.

Think, believe , like, love should, always, never , might, guess are some of the vocabulary clues for an opinion statement

One can observe and measure facts with numbers statistics, document ,photograph or witness

Opinion may be an attitude or judgement

Pick a card O3

The Content for demonstrative speech

Demonstrative speech is way of proving a fact. It is the step by step process

Fact can be proved true or false

An Opinion is about one's thoughts and beliefs.

Using the library is a great source for fact checking

News papers are also a great source for fact checking.

Think, believe , like, love should, always, never , might, guess are some of the vocabulary clues for an opinion statement

One can observe and measure facts with numbers statistics, document ,photograph or witness

Opinion may be an attitude or judgement

Pick a card O4

Organization, Transitions, and sign posts

A demonstrative speech is best organized in a step by step spatial way

The steps should be between 3 to 5

To illustrate, To prepare, as you can see, After completing are some of the transition words that link the ideas in the demonstrative speech.

First, second, Third, Starting with, Next, Lastly are some of the sign posts used to progress from one idea to another in the demonstrative speech

Giving the learner to ask questions is one way to connect with them.

Giving proof of credibility in the introduction and have a supporting reference is a one way to make the demonstrative speech strong

Pick a card O4

Organization, Transitions, and sign posts

A demonstrative speech is best organized in a step by step spatial way

The steps should be between 3 to 5

To illustrate, To prepare, as you can see, After completing are some of the transition words that link the ideas in the demonstrative speech.

First, second, Third, Starting with, Next, Lastly are some of the sign posts used to progress from one idea to another in the demonstrative speech

Giving the learner to ask questions is one way to connect with them.

Giving proof of credibility in the introduction and have a supporting reference is a one way to make the demonstrative speech strong

Pick a card O4

Organization, Transitions, and sign posts

A demonstrative speech is best organized in a step by step spatial way

The steps should be between 3 to 5

To illustrate, To prepare, as you can see, After completing are some of the transition words that link the ideas in the demonstrative speech.

First, second, Third, Starting with, Next, Lastly are some of the sign posts used to progress from one idea to another in the demonstrative speech

Giving the learner to ask questions is one way to connect with them.

Giving proof of credibility in the introduction and have a supporting reference is a one way to make the demonstrative speech strong

Pick a card O4

Organization, Transitions, and sign posts

A demonstrative speech is best organized in a step by step spatial way

The steps should be between 3 to 5

To illustrate, To prepare, as you can see, After completing are some of the transition words that link the ideas in the demonstrative speech.

First, second, Third, Starting with, Next, Lastly are some of the sign posts used to progress from one idea to another in the demonstrative speech

Giving the learner to ask questions is one way to connect with them.

Giving proof of credibility in the introduction and have a supporting reference is a one way to make the demonstrative speech strong

Pick a card O4

Organization, Transitions, and sign posts

A demonstrative speech is best organized in a step by step spatial way

The steps should be between 3 to 5

To illustrate, To prepare, as you can see, After completing are some of the transition words that link the ideas in the demonstrative speech.

First, second, Third, Starting with, Next, Lastly are some of the sign posts used to progress from one idea to another in the demonstrative speech

Giving the learner to ask questions is one way to connect with them.

Giving proof of credibility in the introduction and have a supporting reference is a one way to make the demonstrative speech strong

Pick a card O4

Organization, Transitions, and sign posts

A demonstrative speech is best organized in a step by step spatial way

The steps should be between 3 to 5

To illustrate, To prepare, as you can see, After completing are some of the transition words that link the ideas in the demonstrative speech.

First, second, Third, Starting with, Next, Lastly are some of the sign posts used to progress from one idea to another in the demonstrative speech

Giving the learner to ask questions is one way to connect with them.

Giving proof of credibility in the introduction and have a supporting reference is a one way to make the demonstrative speech strong

Pick a card O4

Organization, Transitions, and sign posts

A demonstrative speech is best organized in a step by step spatial way

The steps should be between 3 to 5

To illustrate, To prepare, as you can see, After completing are some of the transition words that link the ideas in the demonstrative speech.

First, second, Third, Starting with, Next, Lastly are some of the sign posts used to progress from one idea to another in the demonstrative speech

Giving the learner to ask questions is one way to connect with them.

Giving proof of credibility in the introduction and have a supporting reference is a one way to make the demonstrative speech strong

Pick a card O4

Organization, Transitions, and sign posts

A demonstrative speech is best organized in a step by step spatial way

The steps should be between 3 to 5

To illustrate, To prepare, as you can see, After completing are some of the transition words that link the ideas in the demonstrative speech.

First, second, Third, Starting with, Next, Lastly are some of the sign posts used to progress from one idea to another in the demonstrative speech

Giving the learner to ask questions is one way to connect with them.

Giving proof of credibility in the introduction and have a supporting reference is a one way to make the demonstrative speech strong

Pick a card O4

Organization, Transitions, and sign posts

A demonstrative speech is best organized in a step by step spatial way

The steps should be between 3 to 5

To illustrate, To prepare, as you can see, After completing are some of the transition words that link the ideas in the demonstrative speech.

First, second, Third, Starting with, Next, Lastly are some of the sign posts used to progress from one idea to another in the demonstrative speech

Giving the learner to ask questions is one way to connect with them.

Giving proof of credibility in the introduction and have a supporting reference is a one way to make the demonstrative speech strong

Pick a card O4

Organization, Transitions, and sign posts

A demonstrative speech is best organized in a step by step spatial way

The steps should be between 3 to 5

To illustrate, To prepare, as you can see, After completing are some of the transition words that link the ideas in the demonstrative speech.

First, second, Third, Starting with, Next, Lastly are some of the sign posts used to progress from one idea to another in the demonstrative speech

Giving the learner to ask questions is one way to connect with them.

Giving proof of credibility in the introduction and have a supporting reference is a one way to make the demonstrative speech strong

Pick a card O4

Organization, Transitions, and sign posts

A demonstrative speech is best organized in a step by step spatial way

The steps should be between 3 to 5

To illustrate, To prepare, as you can see, After completing are some of the transition words that link the ideas in the demonstrative speech.

First, second, Third, Starting with, Next, Lastly are some of the sign posts used to progress from one idea to another in the demonstrative speech

Giving the learner to ask questions is one way to connect with them.

Giving proof of credibility in the introduction and have a supporting reference is a one way to make the demonstrative speech strong

Pick a card O4

Organization, Transitions, and sign posts

A demonstrative speech is best organized in a step by step spatial way

The steps should be between 3 to 5

To illustrate, To prepare, as you can see, After completing are some of the transition words that link the ideas in the demonstrative speech.

First, second, Third, Starting with, Next, Lastly are some of the sign posts used to progress from one idea to another in the demonstrative speech

Giving the learner to ask questions is one way to connect with them.

Giving proof of credibility in the introduction and have a supporting reference is a one way to make the demonstrative speech strong

Choice G1

Getting Ready for the Interview

It is ok to take my children to the interview– True or false

Watching for non verbal cues is important– True or false

It is ok to clarify the doubts by asking appropriate questions in the right time- True or false

Never make up an information– True or false

Answers should be more than one word– True or false

Use formal language– True or false

Choice G1

Getting Ready for the Interview

It is ok to take my children to the interview– True or false

Watching for non verbal cues is important– True or false

It is ok to clarify the doubts by asking appropriate questions in the right time- True or false

Never make up an information– True or false

Answers should be more than one word– True or false

Use formal language– True or false

Choice G1

Getting Ready for the Interview

It is ok to take my children to the interview– True or false

Watching for non verbal cues is important– True or false

It is ok to clarify the doubts by asking appropriate questions in the right time- True or false

Never make up an information– True or false

Answers should be more than one word– True or false

Use formal language– True or false

Choice G1

Getting Ready for the Interview

It is ok to take my children to the interview– True or false

Watching for non verbal cues is important– True or false

It is ok to clarify the doubts by asking appropriate questions in the right time- True or false

Never make up an information– True or false

Answers should be more than one word– True or false

Use formal language– True or false

Choice G1

Getting Ready for the Interview

It is ok to take my children to the interview– True or false

Watching for non verbal cues is important– True or false

It is ok to clarify the doubts by asking appropriate questions in the right time- True or false

Never make up an information– True or false

Answers should be more than one word– True or false

Use formal language– True or false

Choice G1

Getting Ready for the Interview

It is ok to take my children to the interview– True or false

Watching for non verbal cues is important– True or false

It is ok to clarify the doubts by asking appropriate questions in the right time- True or false

Never make up an information– True or false

Answers should be more than one word– True or false

Use formal language– True or false

Choice G1

Getting Ready for the Interview

It is ok to take my children to the interview– True or false

Watching for non verbal cues is important– True or false

It is ok to clarify the doubts by asking appropriate questions in the right time- True or false

Never make up an information– True or false

Answers should be more than one word– True or false

Use formal language– True or false

Choice G1

Getting Ready for the Interview

It is ok to take my children to the interview– True or false

Watching for non verbal cues is important– True or false

It is ok to clarify the doubts by asking appropriate questions in the right time- True or false

Never make up an information– True or false

Answers should be more than one word– True or false

Use formal language– True or false

Choice G1

Getting Ready for the Interview

It is ok to take my children to the interview– True or false

Watching for non verbal cues is important– True or false

It is ok to clarify the doubts by asking appropriate questions in the right time- True or false

Never make up an information– True or false

Answers should be more than one word– True or false

Use formal language– True or false

Choice G1

Getting Ready for the Interview

It is ok to take my children to the interview– True or false

Watching for non verbal cues is important– True or false

It is ok to clarify the doubts by asking appropriate questions in the right time- True or false

Never make up an information– True or false

Answers should be more than one word– True or false

Use formal language– True or false

Choice G1

Getting Ready for the Interview

It is ok to take my children to the interview– True or false

Watching for non verbal cues is important– True or false

It is ok to clarify the doubts by asking appropriate questions in the right time- True or false

Never make up an information– True or false

Answers should be more than one word– True or false

Use formal language– True or false

Choice G2

Audience

Who is going to interview you?

How are they related to the job, you are applying?

What is their attitudes about disadvantageous adults?

How are you going to change, reinforce, or create their attitude, value or beliefs?

What kind of questions can you expect from the audience

Grab their attention

Be confident and create a effective message

Listen actively and critically

Choice G2

Audience

Who is going to interview you?

How are they related to the job, you are applying?

What is their attitudes about disadvantageous adults?

How are you going to change, reinforce, or create their attitude, value or beliefs?

What kind of questions can you expect from the audience

Grab their attention

Be confident and create a effective message

Listen actively and critically

Choice G2

Audience

Who is going to interview you?

How are they related to the job, you are applying?

What is their attitudes about disadvantageous adults?

How are you going to change, reinforce, or create their attitude, value or beliefs?

What kind of questions can you expect from the audience

Grab their attention

Be confident and create a effective message

Listen actively and critically

Choice G2

Audience

Who is going to interview you?

How are they related to the job, you are applying?

What is their attitudes about disadvantageous adults?

How are you going to change, reinforce, or create their attitude, value or beliefs?

What kind of questions can you expect from the audience

Grab their attention

Be confident and create a effective message

Listen actively and critically

Choice G2

Audience

Who is going to interview you?

How are they related to the job, you are applying?

What is their attitudes about disadvantageous adults?

How are you going to change, reinforce, or create their attitude, value or beliefs?

What kind of questions can you expect from the audience

Grab their attention

Be confident and create a effective message

Listen actively and critically

Choice G2

Audience

Who is going to interview you?

How are they related to the job, you are applying?

What is their attitudes about disadvantageous adults?

How are you going to change, reinforce, or create their attitude, value or beliefs?

What kind of questions can you expect from the audience

Grab their attention

Be confident and create a effective message

Listen actively and critically

Choice G2

Audience

Who is going to interview you?

How are they related to the job, you are applying?

What is their attitudes about disadvantageous adults?

How are you going to change, reinforce, or create their attitude, value or beliefs?

What kind of questions can you expect from the audience

Grab their attention

Be confident and create a effective message

Listen actively and critically

Choice G2

Audience

Who is going to interview you?

How are they related to the job, you are applying?

What is their attitudes about disadvantageous adults?

How are you going to change, reinforce, or create their attitude, value or beliefs?

What kind of questions can you expect from the audience

Grab their attention

Be confident and create a effective message

Listen actively and critically

Choice G2

Audience

Who is going to interview you?

How are they related to the job, you are applying?

What is their attitudes about disadvantageous adults?

How are you going to change, reinforce, or create their attitude, value or beliefs?

What kind of questions can you expect from the audience

Grab their attention

Be confident and create a effective message

Listen actively and critically

Choice G2

Audience

Who is going to interview you?

How are they related to the job, you are applying?

What is their attitudes about disadvantageous adults?

How are you going to change, reinforce, or create their attitude, value or beliefs?

What kind of questions can you expect from the audience

Grab their attention

Be confident and create a effective message

Listen actively and critically

Choice G3

Purpose of persuasion

Do you have a list of your skills?

Do you know what kind of job you are going to apply?

Do you know what are they looking for?

How can you connect with the audience?

Choice G3

Purpose of persuasion

Do you have a list of your skills?

Do you know what kind of job you are going to apply?

Do you know what are they looking for?

How can you connect with the audience?

Choice G3

Purpose of persuasion

Do you have a list of your skills?

Do you know what kind of job you are going to apply?

Do you know what are they looking for?

How can you connect with the audience?

Choice G3

Purpose of persuasion

Do you have a list of your skills?

Do you know what kind of job you are going to apply?

Do you know what are they looking for?

How can you connect with the audience?

Choice G3

Purpose of persuasion

Do you have a list of your skills?

Do you know what kind of job you are going to apply?

Do you know what are they looking for?

How can you connect with the audience?

Choice G3

Purpose of persuasion

Do you have a list of your skills?

Do you know what kind of job you are going to apply?

Do you know what are they looking for?

How can you connect with the audience?

Choice G3

Purpose of persuasion

Do you have a list of your skills?

Do you know what kind of job you are going to apply?

Do you know what are they looking for?

How can you connect with the audience?

Choice G3

Purpose of persuasion

Do you have a list of your skills?

Do you know what kind of job you are going to apply?

Do you know what are they looking for?

How can you connect with the audience?

Choice G3

Purpose of persuasion

Do you have a list of your skills?

Do you know what kind of job you are going to apply?

Do you know what are they looking for?

How can you connect with the audience?

Choice G4

Key points

Do you have appropriate dress code for the interview?

Are you planning to take the children with you?

Do you know about illegal questions that can be asked in the interview?

Do you have a list of anticipated questions?

Check your Introduction, body and conclusion of the speech

Choice G4

Key points

Do you have appropriate dress code for the interview?

Are you planning to take the children with you?

Do you know about illegal questions that can be asked in the interview?

Do you have a list of anticipated questions?

Check your Introduction, body and conclusion of the speech

Choice G4

Key points

Do you have appropriate dress code for the interview?

Are you planning to take the children with you?

Do you know about illegal questions that can be asked in the interview?

Do you have a list of anticipated questions?

Check your Introduction, body and conclusion of the speech

Choice G4

Key points

Do you have appropriate dress code for the interview?

Are you planning to take the children with you?

Do you know about illegal questions that can be asked in the interview?

Do you have a list of anticipated questions?

Check your Introduction, body and conclusion of the speech

Choice G4

Key points

Do you have appropriate dress code for the interview?

Are you planning to take the children with you?

Do you know about illegal questions that can be asked in the interview?

Do you have a list of anticipated questions?

Check your Introduction, body and conclusion of the speech

Choice G4

Key points

Do you have appropriate dress code for the interview?

Are you planning to take the children with you?

Do you know about illegal questions that can be asked in the interview?

Do you have a list of anticipated questions?

Check your Introduction, body and conclusion of the speech

Choice G4

Key points

Do you have appropriate dress code for the interview?

Are you planning to take the children with you?

Do you know about illegal questions that can be asked in the interview?

Do you have a list of anticipated questions?

Check your Introduction, body and conclusion of the speech

Choice G4

Key points

Do you have appropriate dress code for the interview?

Are you planning to take the children with you?

Do you know about illegal questions that can be asked in the interview?

Do you have a list of anticipated questions?

Check your Introduction, body and conclusion of the speech

Choice G4

Key points

Do you have appropriate dress code for the interview?

Are you planning to take the children with you?

Do you know about illegal questions that can be asked in the interview?

Do you have a list of anticipated questions?

Check your Introduction, body and conclusion of the speech

Choice G4

Key points

Do you have appropriate dress code for the interview?

Are you planning to take the children with you?

Do you know about illegal questions that can be asked in the interview?

Do you have a list of anticipated questions?

Check your Introduction, body and conclusion of the speech

Choice G4

Key points

Do you have appropriate dress code for the interview?

Are you planning to take the children with you?

Do you know about illegal questions that can be asked in the interview?

Do you have a list of anticipated questions?

Check your Introduction, body and conclusion of the speech

Choice G5

Visual Aid

Did you proof read the resume?

Do you have appropriate cover letter for the job?

Do you have portfolio of your work for the interview?

Did you have some one other than your family member look at your documents

Choice G5

Visual Aid

Did you proof read the resume?

Do you have appropriate cover letter for the job?

Do you have portfolio of your work for the interview?

Did you have some one other than your family member look at your documents

Choice G5

Visual Aid

Did you proof read the resume?

Do you have appropriate cover letter for the job?

Do you have portfolio of your work for the interview?

Did you have some one other than your family member look at your documents

Choice G5

Visual Aid

Did you proof read the resume?

Do you have appropriate cover letter for the job?

Do you have portfolio of your work for the interview?

Did you have some one other than your family member look at your documents

Choice G5

Visual Aid

Did you proof read the resume?

Do you have appropriate cover letter for the job?

Do you have portfolio of your work for the interview?

Did you have some one other than your family member look at your documents

Choice G5

Visual Aid

Did you proof read the resume?

Do you have appropriate cover letter for the job?

Do you have portfolio of your work for the interview?

Did you have some one other than your family member look at your documents

Choice G5

Visual Aid

Did you proof read the resume?

Do you have appropriate cover letter for the job?

Do you have portfolio of your work for the interview?

Did you have some one other than your family member look at your documents

Choice G5

Visual Aid

Did you proof read the resume?

Do you have appropriate cover letter for the job?

Do you have portfolio of your work for the interview?

Did you have some one other than your family member look at your documents

Choice G5

Visual Aid

Did you proof read the resume?

Do you have appropriate cover letter for the job?

Do you have portfolio of your work for the interview?

Did you have some one other than your family member look at your documents

Choice G5

Visual Aid

Did you proof read the resume?

Do you have appropriate cover letter for the job?

Do you have portfolio of your work for the interview?

Did you have some one other than your family member look at your documents

Choice G5

Visual Aid

Did you proof read the resume?

Do you have appropriate cover letter for the job?

Do you have portfolio of your work for the interview?

Did you have some one other than your family member look at your documents

Choice G5

Visual Aid

Did you proof read the resume?

Do you have appropriate cover letter for the job?

Do you have portfolio of your work for the interview?

Did you have some one other than your family member look at your documents

Choice G5

Visual Aid

Did you proof read the resume?

Do you have appropriate cover letter for the job?

Do you have portfolio of your work for the interview?

Did you have some one other than your family member look at your documents

Choice G5

Visual Aid

Did you proof read the resume?

Do you have appropriate cover letter for the job?

Do you have portfolio of your work for the interview?

Did you have some one other than your family member look at your documents

Choice G5

Visual Aid

Did you proof read the resume?

Do you have appropriate cover letter for the job?

Do you have portfolio of your work for the interview?

Did you have some one other than your family member look at your documents

Choice G5

Visual Aid

Did you proof read the resume?

Do you have appropriate cover letter for the job?

Do you have portfolio of your work for the interview?

Did you have some one other than your family member look at your documents

Choice G5

Visual Aid

Did you proof read the resume?

Do you have appropriate cover letter for the job?

Do you have portfolio of your work for the interview?

Did you have some one other than your family member look at your documents

Choice G5

Visual Aid

Did you proof read the resume?

Do you have appropriate cover letter for the job?

Do you have portfolio of your work for the interview?

Did you have some one other than your family member look at your documents

Choice G5

Visual Aid

Did you proof read the resume?

Do you have appropriate cover letter for the job?

Do you have portfolio of your work for the interview?

Did you have some one other than your family member look at your documents

Choice G5

Visual Aid

Did you proof read the resume?

Do you have appropriate cover letter for the job?

Do you have portfolio of your work for the interview?

Did you have some one other than your family member look at your documents

Choice G6

Thesis statement

Do you have your skills and experience as the first part of the thesis?

How will the organization benefit from your skills and experience?

Is your thesis a fact or Opinion?

Choice G6

Thesis statement

Do you have your skills and experience as the first part of the thesis?

How will the organization benefit from your skills and experience?

Is your thesis a fact or Opinion?

Choice G6

Thesis statement

Do you have your skills and experience as the first part of the thesis?

How will the organization benefit from your skills and experience?

Is your thesis a fact or Opinion?

Choice G6

Thesis statement

Do you have your skills and experience as the first part of the thesis?

How will the organization benefit from your skills and experience?

Is your thesis a fact or Opinion?

Choice G6

Thesis statement

Do you have your skills and experience as the first part of the thesis?

How will the organization benefit from your skills and experience?

Is your thesis a fact or Opinion?

Choice G6

Thesis statement

Do you have your skills and experience as the first part of the thesis?

How will the organization benefit from your skills and experience?

Is your thesis a fact or Opinion?

Choice G6

Thesis statement

Do you have your skills and experience as the first part of the thesis?

How will the organization benefit from your skills and experience?

Is your thesis a fact or Opinion?

Choice G6

Thesis statement

Do you have your skills and experience as the first part of the thesis?

How will the organization benefit from your skills and experience?

Is your thesis a fact or Opinion?

Choice G6

Thesis statement

Do you have your skills and experience as the first part of the thesis?

How will the organization benefit from your skills and experience?

Is your thesis a fact or Opinion?

Choice G6

Thesis statement

Do you have your skills and experience as the first part of the thesis?

How will the organization benefit from your skills and experience?

Is your thesis a fact or Opinion?

Choice G7

Organize your persuasion

Which method of organization are you going to use?

Are you going to use claim and proof theory or problem and solution?

What are the claims you can make to get a job , that you can prove?

What are some of the problems of the employer you can solve?

Choice G7

Organize your persuasion

Which method of organization are you going to use?

Are you going to use claim and proof theory or problem and solution?

What are the claims you can make to get a job , that you can prove?

What are some of the problems of the employer you can solve?

Choice G7

Organize your persuasion

Which method of organization are you going to use?

Are you going to use claim and proof theory or problem and solution?

What are the claims you can make to get a job , that you can prove?

What are some of the problems of the employer you can solve?

Choice G7

Organize your persuasion

Which method of organization are you going to use?

Are you going to use claim and proof theory or problem and solution?

What are the claims you can make to get a job , that you can prove?

What are some of the problems of the employer you can solve?

Choice G7

Organize your persuasion

Which method of organization are you going to use?

Are you going to use claim and proof theory or problem and solution?

What are the claims you can make to get a job , that you can prove?

What are some of the problems of the employer you can solve?

Choice G7

Organize your persuasion

Which method of organization are you going to use?

Are you going to use claim and proof theory or problem and solution?

What are the claims you can make to get a job , that you can prove?

What are some of the problems of the employer you can solve?

Choice G7

Organize your persuasion

Which method of organization are you going to use?

Are you going to use claim and proof theory or problem and solution?

What are the claims you can make to get a job , that you can prove?

What are some of the problems of the employer you can solve?

Choice G7

Organize your persuasion

Which method of organization are you going to use?

Are you going to use claim and proof theory or problem and solution?

What are the claims you can make to get a job , that you can prove?

What are some of the problems of the employer you can solve?

Choice G7

Organize your persuasion

Which method of organization are you going to use?

Are you going to use claim and proof theory or problem and solution?

What are the claims you can make to get a job , that you can prove?

What are some of the problems of the employer you can solve?

Choice G7

Organize your persuasion

Which method of organization are you going to use?

Are you going to use claim and proof theory or problem and solution?

What are the claims you can make to get a job , that you can prove?

What are some of the problems of the employer you can solve?

Choice G8

Supporting Evidence

Where will you present the supporting evidence in the speech?

Will you support your proposition with the strongest point first, or your weakest point ?

Is your supporting evidence accurate and up to date?

Does your supporting documents lists your strengths and weakness

Choice G8

Supporting Evidence

Where will you present the supporting evidence in the speech?

Will you support your proposition with the strongest point first, or your weakest point ?

Is your supporting evidence accurate and up to date?

Does your supporting documents lists your strengths and weakness

Choice G8

Supporting Evidence

Where will you present the supporting evidence in the speech?

Will you support your proposition with the strongest point first, or your weakest point ?

Is your supporting evidence accurate and up to date?

Does your supporting documents lists your strengths and weakness

Choice G8

Supporting Evidence

Where will you present the supporting evidence in the speech?

Will you support your proposition with the strongest point first, or your weakest point ?

Is your supporting evidence accurate and up to date?

Does your supporting documents lists your strengths and weakness

Choice G8

Supporting Evidence

Where will you present the supporting evidence in the speech?

Will you support your proposition with the strongest point first, or your weakest point ?

Is your supporting evidence accurate and up to date?

Does your supporting documents lists your strengths and weakness

Choice G8

Supporting Evidence

Where will you present the supporting evidence in the speech?

Will you support your proposition with the strongest point first, or your weakest point ?

Is your supporting evidence accurate and up to date?

Does your supporting documents lists your strengths and weakness

Choice G8

Supporting Evidence

Where will you present the supporting evidence in the speech?

Will you support your proposition with the strongest point first, or your weakest point ?

Is your supporting evidence accurate and up to date?

Does your supporting documents lists your strengths and weakness

Choice G8

Supporting Evidence

Where will you present the supporting evidence in the speech?

Will you support your proposition with the strongest point first, or your weakest point ?

Is your supporting evidence accurate and up to date?

Does your supporting documents lists your strengths and weakness

Choice G8

Supporting Evidence

Where will you present the supporting evidence in the speech?

Will you support your proposition with the strongest point first, or your weakest point ?

Is your supporting evidence accurate and up to date?

Does your supporting documents lists your strengths and weakness

Choice G9

Opposing Points

What do you know about the company that is going to interview you?

Who is going to be interviewing you?

How do you evaluate the listener's response?

How will you pay attention to the interviewer's body language?

Do you anticipate a negative response from the interviewer?

How will you respond positively?

Choice G9

Opposing Points

What do you know about the company that is going to interview you?

Who is going to be interviewing you?

How do you evaluate the listener's response?

How will you pay attention to the interviewer's body language?

Do you anticipate a negative response from the interviewer?

How will you respond positively?

Choice G9

Opposing Points

What do you know about the company that is going to interview you?

Who is going to be interviewing you?

How do you evaluate the listener's response?

How will you pay attention to the interviewer's body language?

Do you anticipate a negative response from the interviewer?

How will you respond positively?

Choice G9

Opposing Points

What do you know about the company that is going to interview you?

Who is going to be interviewing you?

How do you evaluate the listener's response?

How will you pay attention to the interviewer's body language?

Do you anticipate a negative response from the interviewer?

How will you respond positively?

Choice G9

Opposing Points

What do you know about the company that is going to interview you?

Who is going to be interviewing you?

How do you evaluate the listener's response?

How will you pay attention to the interviewer's body language?

Do you anticipate a negative response from the interviewer?

How will you respond positively?

Choice G9

Opposing Points

What do you know about the company that is going to interview you?

Who is going to be interviewing you?

How do you evaluate the listener's response?

How will you pay attention to the interviewer's body language?

Do you anticipate a negative response from the interviewer?

How will you respond positively?

Choice G9

Opposing Points

What do you know about the company that is going to interview you?

Who is going to be interviewing you?

How do you evaluate the listener's response?

How will you pay attention to the interviewer's body language?

Do you anticipate a negative response from the interviewer?

How will you respond positively?

Choice G9

Opposing Points

What do you know about the company that is going to interview you?

Who is going to be interviewing you?

How do you evaluate the listener's response?

How will you pay attention to the interviewer's body language?

Do you anticipate a negative response from the interviewer?

How will you respond positively?

Choice G9

Opposing Points

What do you know about the company that is going to interview you?

Who is going to be interviewing you?

How do you evaluate the listener's response?

How will you pay attention to the interviewer's body language?

Do you anticipate a negative response from the interviewer?

How will you respond positively?

Choice G9

Opposing Points

What do you know about the company that is going to interview you?

Who is going to be interviewing you?

How do you evaluate the listener's response?

How will you pay attention to the interviewer's body language?

Do you anticipate a negative response from the interviewer?

How will you respond positively?

Choice G10

Getting ready for the interview

Did you research the job?

Did you research the company?

Are you familiar with your application martials.

Did you research for the possible questions that will be asked in the interview?

Do you have list of questions that you want to ask the interviewer.

Choice G10

Getting ready for the interview

Did you research the job?

Did you research the company?

Are you familiar with your application martials.

Did you research for the possible questions that will be asked in the interview?

Do you have list of questions that you want to ask the interviewer.

Choice G10

Getting ready for the interview

Did you research the job?

Did you research the company?

Are you familiar with your application martials.

Did you research for the possible questions that will be asked in the interview?

Do you have list of questions that you want to ask the interviewer.

Choice G10

Getting ready for the interview

Did you research the job?

Did you research the company?

Are you familiar with your application martials.

Did you research for the possible questions that will be asked in the interview?

Do you have list of questions that you want to ask the interviewer.

Choice G10

Getting ready for the interview

Did you research the job?

Did you research the company?

Are you familiar with your application martials.

Did you research for the possible questions that will be asked in the interview?

Do you have list of questions that you want to ask the interviewer.

Choice G10

Getting ready for the interview

Did you research the job?

Did you research the company?

Are you familiar with your application martials.

Did you research for the possible questions that will be asked in the interview?

Do you have list of questions that you want to ask the interviewer.

Choice G10

Getting ready for the interview

Did you research the job?

Did you research the company?

Are you familiar with your application martials.

Did you research for the possible questions that will be asked in the interview?

Do you have list of questions that you want to ask the interviewer.

Choice G10

Getting ready for the interview

Did you research the job?

Did you research the company?

Are you familiar with your application martials.

Did you research for the possible questions that will be asked in the interview?

Do you have list of questions that you want to ask the interviewer.

Choice G10

Getting ready for the interview

Did you research the job?

Did you research the company?

Are you familiar with your application martials.

Did you research for the possible questions that will be asked in the interview?

Do you have list of questions that you want to ask the interviewer.

Choice G10

Getting ready for the interview

Did you research the job?

Did you research the company?

Are you familiar with your application martials.

Did you research for the possible questions that will be asked in the interview?

Do you have list of questions that you want to ask the interviewer.

Pick a cardG1

Persuasive idea

Persuasive idea is to convince, to stimulate and to move the audience in to action

Research the job

Learn about the place of work

Preview your skills and experience relevant to the job.

The introduction should be about your skills, experiences related to the job that gets the attention

The specific purpose should have the general purpose, the audience and the objective

Pick a cardG1

Persuasive idea

Persuasive idea is to convince, to stimulate and to move the audience in to action

Research the job

Learn about the place of work

Preview your skills and experience relevant to the job.

The introduction should be about your skills, experiences related to the job that gets the attention

The specific purpose should have the general purpose, the audience and the objective

Pick a cardG1

Persuasive idea

Persuasive idea is to convince, to stimulate and to move the audience in to action

Research the job

Learn about the place of work

Preview your skills and experience relevant to the job.

The introduction should be about your skills, experiences related to the job that gets the attention

The specific purpose should have the general purpose, the audience and the objective

Pick a cardG1

Persuasive idea

Persuasive idea is to convince, to stimulate and to move the audience in to action

Research the job

Learn about the place of work

Preview your skills and experience relevant to the job.

The introduction should be about your skills, experiences related to the job that gets the attention

The specific purpose should have the general purpose, the audience and the objective

Pick a cardG1

Persuasive idea

Persuasive idea is to convince, to stimulate and to move the audience in to action

Research the job

Learn about the place of work

Preview your skills and experience relevant to the job.

The introduction should be about your skills, experiences related to the job that gets the attention

The specific purpose should have the general purpose, the audience and the objective

Pick a cardG1

Persuasive idea

Persuasive idea is to convince, to stimulate and to move the audience in to action

Research the job

Learn about the place of work

Preview your skills and experience relevant to the job.

The introduction should be about your skills, experiences related to the job that gets the attention

The specific purpose should have the general purpose, the audience and the objective

Pick a cardG1

Persuasive idea

Persuasive idea is to convince, to stimulate and to move the audience in to action

Research the job

Learn about the place of work

Preview your skills and experience relevant to the job.

The introduction should be about your skills, experiences related to the job that gets the attention

The specific purpose should have the general purpose, the audience and the objective

Pick a cardG1

Persuasive idea

Persuasive idea is to convince, to stimulate and to move the audience in to action

Research the job

Learn about the place of work

Preview your skills and experience relevant to the job.

The introduction should be about your skills, experiences related to the job that gets the attention

The specific purpose should have the general purpose, the audience and the objective

Pick a cardG1

Persuasive idea

Persuasive idea is to convince, to stimulate and to move the audience in to action

Research the job

Learn about the place of work

Preview your skills and experience relevant to the job.

The introduction should be about your skills, experiences related to the job that gets the attention

The specific purpose should have the general purpose, the audience and the objective

Pick a cardG1

Persuasive idea

Persuasive idea is to convince, to stimulate and to move the audience in to action

Research the job

Learn about the place of work

Preview your skills and experience relevant to the job.

The introduction should be about your skills, experiences related to the job that gets the attention

The specific purpose should have the general purpose, the audience and the objective

Pick a cardG1

Persuasive idea

Persuasive idea is to convince, to stimulate and to move the audience in to action

Research the job

Learn about the place of work

Preview your skills and experience relevant to the job.

The introduction should be about your skills, experiences related to the job that gets the attention

The specific purpose should have the general purpose, the audience and the objective

Pick a cardG2

Audience

Target audience are people you are aim to pursue . They maybe the HR personal, the Department supervisor, and people who are currently doing the work. Tying the audience in some way can make them agree with you. Analyzing the audience and predicting their behavior will help persuade them in a positive direction. Understanding the audience and their need is important to convince them. Knowing their needs and job requirements before hand helps tailor the presentation. the Anticipate potential negative response and be ready to negotiate positively . Do not lie to the audience. Know illegal interview questions and be ready with the positive answers.

Pick a cardG2

Audience

Target audience are people you are aim to pursue . They maybe the HR personal, the Department supervisor, and people who are currently doing the work. Tying the audience in some way can make them agree with you. Analyzing the audience and predicting their behavior will help persuade them in a positive direction. Understanding the audience and their need is important to convince them. Knowing their needs and job requirements before hand helps tailor the presentation. the Anticipate potential negative response and be ready to negotiate positively . Do not lie to the audience. Know illegal interview questions and be ready with the positive answers.

Pick a cardG2

Audience

Target audience are people you are aim to pursue . They maybe the HR personal, the Department supervisor, and people who are currently doing the work. Tying the audience in some way can make them agree with you. Analyzing the audience and predicting their behavior will help persuade them in a positive direction. Understanding the audience and their need is important to convince them. Knowing their needs and job requirements before hand helps tailor the presentation. the Anticipate potential negative response and be ready to negotiate positively . Do not lie to the audience. Know illegal interview questions and be ready with the positive answers.

Pick a cardG2

Audience

Target audience are people you are aim to pursue . They maybe the HR personal, the Department supervisor, and people who are currently doing the work. Tying the audience in some way can make them agree with you. Analyzing the audience and predicting their behavior will help persuade them in a positive direction. Understanding the audience and their need is important to convince them. Knowing their needs and job requirements before hand helps tailor the presentation. the Anticipate potential negative response and be ready to negotiate positively . Do not lie to the audience. Know illegal interview questions and be ready with the positive answers.

Pick a cardG2

Audience

Target audience are people you are aim to pursue . They maybe the HR personal, the Department supervisor, and people who are currently doing the work. Tying the audience in some way can make them agree with you. Analyzing the audience and predicting their behavior will help persuade them in a positive direction. Understanding the audience and their need is important to convince them. Knowing their needs and job requirements before hand helps tailor the presentation. the Anticipate potential negative response and be ready to negotiate positively . Do not lie to the audience. Know illegal interview questions and be ready with the positive answers.

Pick a cardG2

Audience

Target audience are people you are aim to pursue . They maybe the HR personal, the Department supervisor, and people who are currently doing the work. Tying the audience in some way can make them agree with you. Analyzing the audience and predicting their behavior will help persuade them in a positive direction. Understanding the audience and their need is important to convince them. Knowing their needs and job requirements before hand helps tailor the presentation. the Anticipate potential negative response and be ready to negotiate positively . Do not lie to the audience. Know illegal interview questions and be ready with the positive answers.

Pick a cardG2

Audience

Target audience are people you are aim to pursue . They maybe the HR personal, the Department supervisor, and people who are currently doing the work. Tying the audience in some way can make them agree with you. Analyzing the audience and predicting their behavior will help persuade them in a positive direction. Understanding the audience and their need is important to convince them. Knowing their needs and job requirements before hand helps tailor the presentation. the Anticipate potential negative response and be ready to negotiate positively . Do not lie to the audience. Know illegal interview questions and be ready with the positive answers.

Pick a cardG2

Audience

Target audience are people you are aim to pursue . They maybe the HR personal, the Department supervisor, and people who are currently doing the work. Tying the audience in some way can make them agree with you. Analyzing the audience and predicting their behavior will help persuade them in a positive direction. Understanding the audience and their need is important to convince them. Knowing their needs and job requirements before hand helps tailor the presentation. the Anticipate potential negative response and be ready to negotiate positively . Do not lie to the audience. Know illegal interview questions and be ready with the positive answers.

Pick a cardG2

Audience

Target audience are people you are aim to pursue . They maybe the HR personal, the Department supervisor, and people who are currently doing the work. Tying the audience in some way can make them agree with you. Analyzing the audience and predicting their behavior will help persuade them in a positive direction. Understanding the audience and their need is important to convince them. Knowing their needs and job requirements before hand helps tailor the presentation. the Anticipate potential negative response and be ready to negotiate positively . Do not lie to the audience. Know illegal interview questions and be ready with the positive answers.

Pick a cardG2

Audience

Target audience are people you are aim to pursue . They maybe the HR personal, the Department supervisor, and people who are currently doing the work. Tying the audience in some way can make them agree with you. Analyzing the audience and predicting their behavior will help persuade them in a positive direction. Understanding the audience and their need is important to convince them. Knowing their needs and job requirements before hand helps tailor the presentation. the Anticipate potential negative response and be ready to negotiate positively . Do not lie to the audience. Know illegal interview questions and be ready with the positive answers.

Pick a cardG2

Audience

Target audience are people you are aim to pursue . They maybe the HR personal, the Department supervisor, and people who are currently doing the work. Tying the audience in some way can make them agree with you. Analyzing the audience and predicting their behavior will help persuade them in a positive direction. Understanding the audience and their need is important to convince them. Knowing their needs and job requirements before hand helps tailor the presentation. the Anticipate potential negative response and be ready to negotiate positively . Do not lie to the audience. Know illegal interview questions and be ready with the positive answers.

Pick a cardG3

Vocabulary

Articulate in a confident voice is important.

Words like, establish, suggest, Must, have to, how ever,, intention crucial elaborate can be used when presenting an idea or self. It

Is important that vocabulary boosts distinctiveness

Pick a cardG3

Vocabulary

Articulate in a confident voice is important.

Words like, establish, suggest, Must, have to, how ever,, intention crucial elaborate can be used when presenting an idea or self. It

Is important that vocabulary boosts distinctiveness

Pick a cardG3

Vocabulary

Articulate in a confident voice is important.

Words like, establish, suggest, Must, have to, how ever,, intention crucial elaborate can be used when presenting an idea or self. It

Is important that vocabulary boosts distinctiveness

Pick a cardG3

Vocabulary

Articulate in a confident voice is important.

Words like, establish, suggest, Must, have to, how ever,, intention crucial elaborate can be used when presenting an idea or self. It

Is important that vocabulary boosts distinctiveness

Pick a cardG3

Vocabulary

Articulate in a confident voice is important.

Words like, establish, suggest, Must, have to, how ever,, intention crucial elaborate can be used when presenting an idea or self. It

Is important that vocabulary boosts distinctiveness

Pick a cardG3

Vocabulary

Articulate in a confident voice is important.

Words like, establish, suggest, Must, have to, how ever,, intention crucial elaborate can be used when presenting an idea or self. It

Is important that vocabulary boosts distinctiveness

Pick a cardG3

Vocabulary

Articulate in a confident voice is important.

Words like, establish, suggest, Must, have to, how ever,, intention crucial elaborate can be used when presenting an idea or self. It

Is important that vocabulary boosts distinctiveness

Pick a cardG3

Vocabulary

Articulate in a confident voice is important.

Words like, establish, suggest, Must, have to, how ever,, intention crucial elaborate can be used when presenting an idea or self. It

Is important that vocabulary boosts distinctiveness

Pick a cardG3

Vocabulary

Articulate in a confident voice is important.

Words like, establish, suggest, Must, have to, how ever,, intention crucial elaborate can be used when presenting an idea or self. It

Is important that vocabulary boosts distinctiveness

Pick a cardG3

Vocabulary

Articulate in a confident voice is important.

Words like, establish, suggest, Must, have to, how ever,, intention crucial elaborate can be used when presenting an idea or self. It

Is important that vocabulary boosts distinctiveness

Pick a cardG4

Key Points

Illegal questions in the interview

Are you a US. Citizen?

Answer: I am authorized to work in the USA

How will you handle children ?

Possible answer: I have nothing in my personal life that would prevent me from working

Pick a cardG4

Key Points

Illegal questions in the interview

Are you a US. Citizen?

Answer: I am authorized to work in the USA

How will you handle children ?

Possible answer: I have nothing in my personal life that would prevent me from working

Pick a cardG4

Key Points

Illegal questions in the interview

Are you a US. Citizen?

Answer: I am authorized to work in the USA

How will you handle children ?

Possible answer: I have nothing in my personal life that would prevent me from working

Pick a cardG4

Key Points

Illegal questions in the interview

Are you a US. Citizen?

Answer: I am authorized to work in the USA

How will you handle children ?

Possible answer: I have nothing in my personal life that would prevent me from working

Pick a cardG4

Key Points

Illegal questions in the interview

Are you a US. Citizen?

Answer: I am authorized to work in the USA

How will you handle children ?

Possible answer: I have nothing in my personal life that would prevent me from working

Pick a cardG4

Key Points

Illegal questions in the interview

Are you a US. Citizen?

Answer: I am authorized to work in the USA

How will you handle children ?

Possible answer: I have nothing in my personal life that would prevent me from working

Pick a cardG4

Key Points

Illegal questions in the interview

Are you a US. Citizen?

Answer: I am authorized to work in the USA

How will you handle children ?

Possible answer: I have nothing in my personal life that would prevent me from working

Pick a cardG4

Key Points

Illegal questions in the interview

Are you a US. Citizen?

Answer: I am authorized to work in the USA

How will you handle children ?

Possible answer: I have nothing in my personal life that would prevent me from working

Pick a cardG4

Key Points

Illegal questions in the interview

Are you a US. Citizen?

Answer: I am authorized to work in the USA

How will you handle children ?

Possible answer: I have nothing in my personal life that would prevent me from working

Pick a cardG4

Key Points

Illegal questions in the interview

Are you a US. Citizen?

Answer: I am authorized to work in the USA

How will you handle children ?

Possible answer: I have nothing in my personal life that would prevent me from working

Pick a cardG5

Visual Aid

A resume.

Cover Letter,

Reference letter

and a portfolio of work samples

example- List of creative recopies

Models of the cars worked

Pick a cardG5

Visual Aid

A resume.

Cover Letter,

Reference letter

and a portfolio of work samples

example- List of creative recopies

Models of the cars worked

Pick a cardG5

Visual Aid

A resume.

Cover Letter,

Reference letter

and a portfolio of work samples

example- List of creative recopies

Models of the cars worked

Pick a cardG5

Visual Aid

A resume.

Cover Letter,

Reference letter

and a portfolio of work samples

example- List of creative recopies

Models of the cars worked

Pick a cardG5

Visual Aid

A resume.

Cover Letter,

Reference letter

and a portfolio of work samples

example- List of creative recopies

Models of the cars worked

Pick a cardG5

Visual Aid

A resume.

Cover Letter,

Reference letter

and a portfolio of work samples

example- List of creative recopies

Models of the cars worked

Pick a cardG5

Visual Aid

A resume.

Cover Letter,

Reference letter

and a portfolio of work samples

example- List of creative recopies

Models of the cars worked

Pick a cardG5

Visual Aid

A resume.

Cover Letter,

Reference letter

and a portfolio of work samples

example- List of creative recopies

Models of the cars worked

Pick a cardG5

Visual Aid

A resume.

Cover Letter,

Reference letter

and a portfolio of work samples

example- List of creative recopies

Models of the cars worked

Pick a cardG5

Visual Aid

A resume.

Cover Letter,

Reference letter

and a portfolio of work samples

example- List of creative recopies

Models of the cars worked

Pick a cardG6

Thesis statement

Your thesis statement should contain your skills, experience and problem solving skills

The structure should be one or two sentences.

Example: My strong fluency in Spanish and English along with my cooking skills would be an asset to the restaurant.

Pick a cardG6

Thesis statement

Your thesis statement should contain your skills, experience and problem solving skills

The structure should be one or two sentences.

Example: My strong fluency in Spanish and English along with my cooking skills would be an asset to the restaurant.

Pick a cardG6

Thesis statement

Your thesis statement should contain your skills, experience and problem solving skills

The structure should be one or two sentences.

Example: My strong fluency in Spanish and English along with my cooking skills would be an asset to the restaurant.

Pick a cardG6

Thesis statement

Your thesis statement should contain your skills, experience and problem solving skills

The structure should be one or two sentences.

Example: My strong fluency in Spanish and English along with my cooking skills would be an asset to the restaurant.

Pick a cardG6

Thesis statement

Your thesis statement should contain your skills, experience and problem solving skills

The structure should be one or two sentences.

Example: My strong fluency in Spanish and English along with my cooking skills would be an asset to the restaurant.

Pick a cardG6

Thesis statement

Your thesis statement should contain your skills, experience and problem solving skills

The structure should be one or two sentences.

Example: My strong fluency in Spanish and English along with my cooking skills would be an asset to the restaurant.

Pick a cardG6

Thesis statement

Your thesis statement should contain your skills, experience and problem solving skills

The structure should be one or two sentences.

Example: My strong fluency in Spanish and English along with my cooking skills would be an asset to the restaurant.

Pick a cardG6

Thesis statement

Your thesis statement should contain your skills, experience and problem solving skills

The structure should be one or two sentences.

Example: My strong fluency in Spanish and English along with my cooking skills would be an asset to the restaurant.

Pick a cardG6

Thesis statement

Your thesis statement should contain your skills, experience and problem solving skills

The structure should be one or two sentences.

Example: My strong fluency in Spanish and English along with my cooking skills would be an asset to the restaurant.

Pick a cardG6

Thesis statement

Your thesis statement should contain your skills, experience and problem solving skills

The structure should be one or two sentences.

Example: My strong fluency in Spanish and English along with my cooking skills would be an asset to the restaurant.

Pick a cardG7

Organize your persuasion

Your speculation means influence, modify, reinforce the listener's attitude to change their behavior.

Claim and prove method is used to prove the usefulness of the proposition.

Problem /solution method demonstrates an existing problem and show solutions

Motivated sequence to show the problem and ask the listener to take action to solve the problem

Criteria satisfaction is a step by step proving method for a proposition

Pick a cardG7

Organize your persuasion

Your speculation means influence, modify, reinforce the listener's attitude to change their behavior.

Claim and prove method is used to prove the usefulness of the proposition.

Problem /solution method demonstrates an existing problem and show solutions

Motivated sequence to show the problem and ask the listener to take action to solve the problem

Criteria satisfaction is a step by step proving method for a proposition

Pick a cardG7

Organize your persuasion

Your speculation means influence, modify, reinforce the listener's attitude to change their behavior.

Claim and prove method is used to prove the usefulness of the proposition.

Problem /solution method demonstrates an existing problem and show solutions

Motivated sequence to show the problem and ask the listener to take action to solve the problem

Criteria satisfaction is a step by step proving method for a proposition

Pick a cardG7

Organize your persuasion

Your speculation means influence, modify, reinforce the listener's attitude to change their behavior.

Claim and prove method is used to prove the usefulness of the proposition.

Problem /solution method demonstrates an existing problem and show solutions

Motivated sequence to show the problem and ask the listener to take action to solve the problem

Criteria satisfaction is a step by step proving method for a proposition

Pick a cardG7

Organize your persuasion

Your speculation means influence, modify, reinforce the listener's attitude to change their behavior.

Claim and prove method is used to prove the usefulness of the proposition.

Problem /solution method demonstrates an existing problem and show solutions

Motivated sequence to show the problem and ask the listener to take action to solve the problem

Criteria satisfaction is a step by step proving method for a proposition

Pick a cardG7

Organize your persuasion

Your speculation means influence, modify, reinforce the listener's attitude to change their behavior.

Claim and prove method is used to prove the usefulness of the proposition.

Problem /solution method demonstrates an existing problem and show solutions

Motivated sequence to show the problem and ask the listener to take action to solve the problem

Criteria satisfaction is a step by step proving method for a proposition

Pick a cardG7

Organize your persuasion

Your speculation means influence, modify, reinforce the listener's attitude to change their behavior.

Claim and prove method is used to prove the usefulness of the proposition.

Problem /solution method demonstrates an existing problem and show solutions

Motivated sequence to show the problem and ask the listener to take action to solve the problem

Criteria satisfaction is a step by step proving method for a proposition

Pick a cardG7

Organize your persuasion

Your speculation means influence, modify, reinforce the listener's attitude to change their behavior.

Claim and prove method is used to prove the usefulness of the proposition.

Problem /solution method demonstrates an existing problem and show solutions

Motivated sequence to show the problem and ask the listener to take action to solve the problem

Criteria satisfaction is a step by step proving method for a proposition

Pick a cardG7

Organize your persuasion

Your speculation means influence, modify, reinforce the listener's attitude to change their behavior.

Claim and prove method is used to prove the usefulness of the proposition.

Problem /solution method demonstrates an existing problem and show solutions

Motivated sequence to show the problem and ask the listener to take action to solve the problem

Criteria satisfaction is a step by step proving method for a proposition

Pick a cardG7

Organize your persuasion

Your speculation means influence, modify, reinforce the listener's attitude to change their behavior.

Claim and prove method is used to prove the usefulness of the proposition.

Problem /solution method demonstrates an existing problem and show solutions

Motivated sequence to show the problem and ask the listener to take action to solve the problem

Criteria satisfaction is a step by step proving method for a proposition

Pick a card G8

Supporting evidence

Persuasive topics always need a supporting evidence. To gather the supporting evidence one need to do the research. While doing a research one need to have the list of options, a consistent method of creating notes, a way to add mention the resources for the evidence.

For a job interview, recommendation letters can be considered as a supporting evidence. Researching about the job or the company also be a great supporting evidence.

Pick a card G8

Supporting evidence

Persuasive topics always need a supporting evidence. To gather the supporting evidence one need to do the research. While doing a research one need to have the list of options, a consistent method of creating notes, a way to add mention the resources for the evidence.

For a job interview, recommendation letters can be considered as a supporting evidence. Researching about the job or the company also be a great supporting evidence.

Pick a card G8

Supporting evidence

Persuasive topics always need a supporting evidence. To gather the supporting evidence one need to do the research. While doing a research one need to have the list of options, a consistent method of creating notes, a way to add mention the resources for the evidence.

For a job interview, recommendation letters can be considered as a supporting evidence. Researching about the job or the company also be a great supporting evidence.

Pick a card G8

Supporting evidence

Persuasive topics always need a supporting evidence. To gather the supporting evidence one need to do the research. While doing a research one need to have the list of options, a consistent method of creating notes, a way to add mention the resources for the evidence.

For a job interview, recommendation letters can be considered as a supporting evidence. Researching about the job or the company also be a great supporting evidence.

Pick a card G8

Supporting evidence

Persuasive topics always need a supporting evidence. To gather the supporting evidence one need to do the research. While doing a research one need to have the list of options, a consistent method of creating notes, a way to add mention the resources for the evidence.

For a job interview, recommendation letters can be considered as a supporting evidence. Researching about the job or the company also be a great supporting evidence.

Pick a card G8

Supporting evidence

Persuasive topics always need a supporting evidence. To gather the supporting evidence one need to do the research. While doing a research one need to have the list of options, a consistent method of creating notes, a way to add mention the resources for the evidence.

For a job interview, recommendation letters can be considered as a supporting evidence. Researching about the job or the company also be a great supporting evidence.

Pick a card G8

Supporting evidence

Persuasive topics always need a supporting evidence. To gather the supporting evidence one need to do the research. While doing a research one need to have the list of options, a consistent method of creating notes, a way to add mention the resources for the evidence.

For a job interview, recommendation letters can be considered as a supporting evidence. Researching about the job or the company also be a great supporting evidence.

Pick a card G8

Supporting evidence

Persuasive topics always need a supporting evidence. To gather the supporting evidence one need to do the research. While doing a research one need to have the list of options, a consistent method of creating notes, a way to add mention the resources for the evidence.

For a job interview, recommendation letters can be considered as a supporting evidence. Researching about the job or the company also be a great supporting evidence.

Pick a card G8

Supporting evidence

Persuasive topics always need a supporting evidence. To gather the supporting evidence one need to do the research. While doing a research one need to have the list of options, a consistent method of creating notes, a way to add mention the resources for the evidence.

For a job interview, recommendation letters can be considered as a supporting evidence. Researching about the job or the company also be a great supporting evidence.

Pick a card G8

Supporting evidence

Persuasive topics always need a supporting evidence. To gather the supporting evidence one need to do the research. While doing a research one need to have the list of options, a consistent method of creating notes, a way to add mention the resources for the evidence.

For a job interview, recommendation letters can be considered as a supporting evidence. Researching about the job or the company also be a great supporting evidence.

Pick a card G8

Supporting evidence

Persuasive topics always need a supporting evidence. To gather the supporting evidence one need to do the research. While doing a research one need to have the list of options, a consistent method of creating notes, a way to add mention the resources for the evidence.

For a job interview, recommendation letters can be considered as a supporting evidence. Researching about the job or the company also be a great supporting evidence.

Pick a cardG9

List opposing points

For a persuasion to succeed in an interview a need has to be fulfilled. The speaker should analyze these needs before the interview. At the interview you hold the interviewer's attention to demonstrate their need and your solution. Give an idea of your solutions so the interviewer can visualize the solution. Persuade the audience to reach for the solution by using your skills.

Pick a cardG9

List opposing points

For a persuasion to succeed in an interview a need has to be fulfilled. The speaker should analyze these needs before the interview. At the interview you hold the interviewer's attention to demonstrate their need and your solution. Give an idea of your solutions so the interviewer can visualize the solution. Persuade the audience to reach for the solution by using your skills.

Pick a cardG9

List opposing points

For a persuasion to succeed in an interview a need has to be fulfilled. The speaker should analyze these needs before the interview. At the interview you hold the interviewer's attention to demonstrate their need and your solution. Give an idea of your solutions so the interviewer can visualize the solution. Persuade the audience to reach for the solution by using your skills.

Pick a cardG9

List opposing points

For a persuasion to succeed in an interview a need has to be fulfilled. The speaker should analyze these needs before the interview. At the interview you hold the interviewer's attention to demonstrate their need and your solution. Give an idea of your solutions so the interviewer can visualize the solution. Persuade the audience to reach for the solution by using your skills.

Pick a cardG9

List opposing points

For a persuasion to succeed in an interview a need has to be fulfilled. The speaker should analyze these needs before the interview. At the interview you hold the interviewer's attention to demonstrate their need and your solution. Give an idea of your solutions so the interviewer can visualize the solution. Persuade the audience to reach for the solution by using your skills.

Pick a cardG9

List opposing points

For a persuasion to succeed in an interview a need has to be fulfilled. The speaker should analyze these needs before the interview. At the interview you hold the interviewer's attention to demonstrate their need and your solution. Give an idea of your solutions so the interviewer can visualize the solution. Persuade the audience to reach for the solution by using your skills.

Pick a cardG9

List opposing points

For a persuasion to succeed in an interview a need has to be fulfilled. The speaker should analyze these needs before the interview. At the interview you hold the interviewer's attention to demonstrate their need and your solution. Give an idea of your solutions so the interviewer can visualize the solution. Persuade the audience to reach for the solution by using your skills.

Pick a cardG9

List opposing points

For a persuasion to succeed in an interview a need has to be fulfilled. The speaker should analyze these needs before the interview. At the interview you hold the interviewer's attention to demonstrate their need and your solution. Give an idea of your solutions so the interviewer can visualize the solution. Persuade the audience to reach for the solution by using your skills.

Pick a cardG9

List opposing points

For a persuasion to succeed in an interview a need has to be fulfilled. The speaker should analyze these needs before the interview. At the interview you hold the interviewer's attention to demonstrate their need and your solution. Give an idea of your solutions so the interviewer can visualize the solution. Persuade the audience to reach for the solution by using your skills.

Pick a cardG9

List opposing points

For a persuasion to succeed in an interview a need has to be fulfilled. The speaker should analyze these needs before the interview. At the interview you hold the interviewer's attention to demonstrate their need and your solution. Give an idea of your solutions so the interviewer can visualize the solution. Persuade the audience to reach for the solution by using your skills.

Pick a cardG9

List opposing points

For a persuasion to succeed in an interview a need has to be fulfilled. The speaker should analyze these needs before the interview. At the interview you hold the interviewer's attention to demonstrate their need and your solution. Give an idea of your solutions so the interviewer can visualize the solution. Persuade the audience to reach for the solution by using your skills.

Pick a card G10

Before the Interview

Prepare an introduction and a concluding statement about your self.

The Body of the speech is should be your skills, the needs of the job and how they fit together.

Anticipate tricky and negative question to answer appropriately in a formal language.

Pick a card G10

Before the Interview

Prepare an introduction and a concluding statement about your self.

The Body of the speech is should be your skills, the needs of the job and how they fit together.

Anticipate tricky and negative question to answer appropriately in a formal language.

Pick a card G10

Before the Interview

Prepare an introduction and a concluding statement about your self.

The Body of the speech is should be your skills, the needs of the job and how they fit together.

Anticipate tricky and negative question to answer appropriately in a formal language.

Pick a card G10

Before the Interview

Prepare an introduction and a concluding statement about your self.

The Body of the speech is should be your skills, the needs of the job and how they fit together.

Anticipate tricky and negative question to answer appropriately in a formal language.

Pick a card G10

Before the Interview

Prepare an introduction and a concluding statement about your self.

The Body of the speech is should be your skills, the needs of the job and how they fit together.

Anticipate tricky and negative question to answer appropriately in a formal language.

Pick a card G10

Before the Interview

Prepare an introduction and a concluding statement about your self.

The Body of the speech is should be your skills, the needs of the job and how they fit together.

Anticipate tricky and negative question to answer appropriately in a formal language.

Pick a card G10

Before the Interview

Prepare an introduction and a concluding statement about your self.

The Body of the speech is should be your skills, the needs of the job and how they fit together.

Anticipate tricky and negative question to answer appropriately in a formal language.

Pick a card G10

Before the Interview

Prepare an introduction and a concluding statement about your self.

The Body of the speech is should be your skills, the needs of the job and how they fit together.

Anticipate tricky and negative question to answer appropriately in a formal language.

Pick a card G10

Before the Interview

Prepare an introduction and a concluding statement about your self.

The Body of the speech is should be your skills, the needs of the job and how they fit together.

Anticipate tricky and negative question to answer appropriately in a formal language.

Pick a card G10

Before the Interview

Prepare an introduction and a concluding statement about your self.

The Body of the speech is should be your skills, the needs of the job and how they fit together.

Anticipate tricky and negative question to answer appropriately in a formal language.